

### Key Features & Benefits:

- Housing:
  - 5VA UV protected fiberglass housing
  - Silicone perimeter gasket
  - Stainless steel mounting brackets
- Lens:
  - Clear 100% impact modified acrylic
  - UV stabilized lens
  - Clear polycarbonate clips
- Gear Tray:
  - Pre-painted cold rolled steel
  - Easy access for quick installation
  - Secured with stainless steel wire
- Long Life:
  - 10 year warranty (12 hour run times)
  - 7 year warranty (24 hour run times)
- Ingress IP66 - Suitable for wet locations
- Control Options:
  - Photocell
  - Occupancy
- Emergency capable
- 1/2" NPT / M20 fittings on both sides



Project: \_\_\_\_\_ Date: \_\_\_\_\_  
 Catalog #: \_\_\_\_\_  
 Notes: \_\_\_\_\_



### Electrical Data:

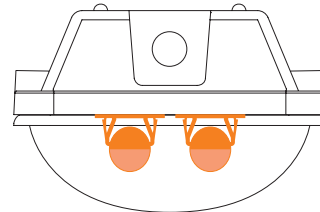
#### Light Specifications:

Lumen Output: Up to 7,020 Lumens  
 Efficacy (lm/W): Up to 117 Lumens per Watt  
 Kelvin: 4000K, 5000K  
 Color Rendering Index (CRI): >82  
 Rated Life: > 80,000 hrs

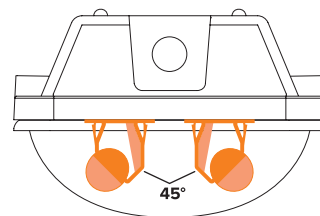
#### Driver Data:

Input Voltage: 120-277 VAC  
 Input Power: 60W  
 Input Current @ 120V: 0.5 Amps  
 Input Current @ 240V: 0.25 Amps  
 Input Current @ 277V: 0.216 Amps  
 Total Harmonic Distortion (THD): <10%  
 Power Factor: >0.99  
 Operating Temperature: -4 ~ 122°F

Double Ti  
Normal Distribution



Double Ti  
Wide Distribution

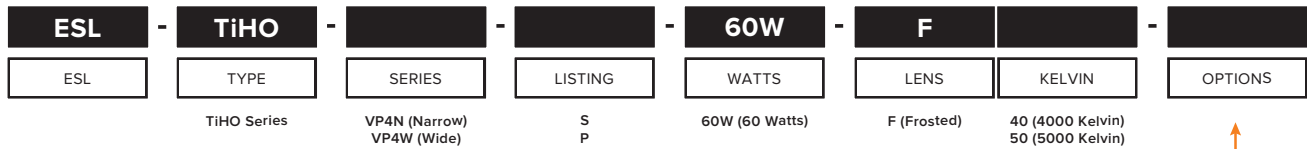


\* Made in the USA option available upon request

**Catalog Data:**

	ITEM#	WATTS	LUMEN OUTPUT	EFFICACY (lm/W)	KELVIN
<b>NARROW DISTRIBUTION</b>	ESL-TiHO-VP4N-S-60W-F40	60W	6,360	106	4000K
	ESL-TiHO-VP4N-S-60W-F50	60W	6,360	106	5000K
	ESL-TiHO-VP4N-P-60W-F40	60W	6,360	106	4000K
	ESL-TiHO-VP4N-P-60W-F50	60W	6,360	106	5000K
<b>WIDE DISTRIBUTION</b>	ESL-TiHO-VP4W-S-60W-F40	60W	6,660	111	4000K
	ESL-TiHO-VP4W-S-60W-F50	60W	6,660	111	5000K
	ESL-TiHO-VP4W-P-60W-F40	60W	6,840	114	4000K
	ESL-TiHO-VP4W-P-60W-F50	60W	7,020	117	5000K

**Ordering Guide:** Example Part Number: **ESL-TiHO-VP4W-P-60W-F40**



**Additional Options:**

- **Emergency:**
  - ESL-EMG-FDC-9.5W (Emergency Backup, 1100 Lumens, 90 Min)
- **Cord Sets:\***
  - ESL-CS3W-6 (Cord Set, White, 3 wire, 6 foot)
  - ESL-CS3W-6P (Cord Set, White, 3 wire, 6 foot, Standard Plug)
  - ESL-CS3W-6TL (Cord Set, White, 3 wire, 6 foot, Twist lock Plug)
  - ESL-CS3W-12 (Cord Set, White, 3 wire, 12 foot)
  - ESL-CS3W-12P (Cord Set, White, 3 wire, 12 foot, Standard Plug)
  - ESL-CS3W-12TL (Cord Set, White, 3 wire, 12 foot, Twist lock Plug)
- **Latches:**
  - ESL-VPSS (Stainless Steel Latches)
- **Miscellaneous:**
  - ESL-SPD-277-1 (Surge Protector; 100-277V)
  - ESL-480V-SD01 (480 Volt Step Down Transformer)
- **Sensors & Controls:**
  - ESL-4OCC (Microwave Occupancy Sensor)
  - ESL-4OCP (Photocell & Microwave Occupancy Sensor)
  - ESL-4OPH (Photocell)
  - ESL-3OCC (IP65 High Bay 0-10v Dimming Sensor)
  - ESL-REM100 (Remote for EL-3OCC)
  - ESL-REM101 (Remote for ESL-4OCC, 4OCP, 4OPH)
- **Mounting:**
  - ESL-VP-CM-VP4X (Direct Mount to the Ceiling for the 2', 4', 8' Narrow and Wide Body Fixture - 2 per)
  - ESL-VP-45DM-VP4X (45 Degree Mount for the 2', 4', 8' Narrow and Wide Body Fixture - 2 per)
  - ESL-VP-PM-VP4X (Pendent Mount 3/8" Standard - 2 per)
  - ESL-VP-CH-VP4X (Chain Hang CT-Bail - 2 per)

\*Other lengths and black cord available upon request

**Dimensions:**

