


Key Features & Benefits:

- Quick Connect Technology
 - No need to worry about shunted or non-shunted tombstones
 - Extremely fast installation
 - No power through the pins
 - Power through the cord
- Interchangeable End Caps – Designed to Work With any Tombstone
 - G13 (Standard)
 - Fa8 (Single Pin)
 - R17D (HO)
- Long Life 80,000 Hours (L70)
 - 10 year warranty (12 hour run times)
 - 7 year warranty (24 hour run times)
- Universal Input 120-277V; 50/60Hz External Driver
- Glass Free
- Vibration and Impact Resistant
- No UV Emission
- Suitable for Dry and Damp Locations



Project: _____ Date: _____
 Catalog #: _____
 Notes: _____



Electrical Data:

Light Specifications:

Lumens Per Lamp: Up to 1,280 Lumens
 Efficacy (lm/W): Up to 128 Lumens per Watt
 Kelvin: 3000K, 3500K, 4000K, 5000K
 Color Rendering Index (CRI): >82
 Rated Life: > 80,000 hrs

Driver Data:

Input Voltage: 120-277 VAC
 Driver Output: Quad Output
 Output Power: 10 Watts per Lamp (40 Watts Total)
 Input Current @ 120V: 0.33 Amps
 Input Current @ 240V: 0.17 Amps
 Input Current @ 277V: 0.144 Amps
 Total Harmonic Distortion (THD): <10%
 Operating Temperature: -4 ~ 122°F

Catalog Data:

ITEM#	WATTS PER LAMP	LUMENS PER LAMP	EFFICACY (lm/W)	KELVIN	DLC QPL CODE
ESL-Ti-2-S-10W-4L-F30	10W	1,250	125	3000K	PBGCKQTC
ESL-Ti-2-S-10W-4L-F35	10W	1,250	125	3500K	PQRW4XCS
ESL-Ti-2-S-10W-4L-F40	10W	1,260	126	4000K	PBBY42VM
ESL-Ti-2-S-10W-4L-F50	10W	1,280	128	5000K	PK8CF9SU


Ordering Guide:

ESL	Ti	2	S	10W	4L	F	
ESL	TYPE	LENGTH	CLASS	WATTS	LAMP	LENS	KELVIN
	Ti Series	2 (Two Feet)	S	10W (10 Watts) 13W (13 Watts)	1L (One Lamp) 2L (Two Lamp) 3L (Three Lamp) 4L (Four Lamp)	F (Frosted)	30 (3000 Kelvin) 35 (3500 Kelvin) 40 (4000 Kelvin) 50 (5000 Kelvin)

Endcap Options:

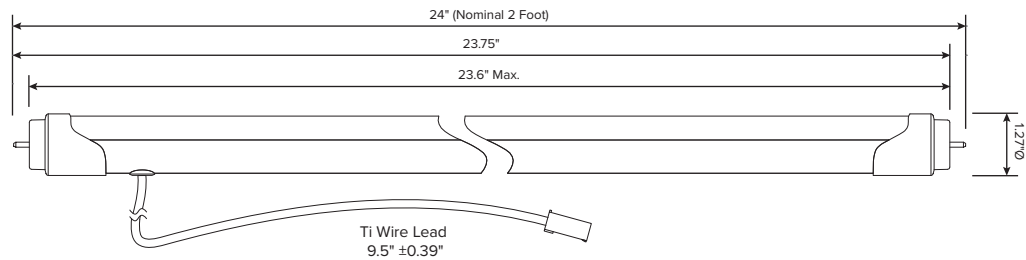
ENDCAP
ESL-Ti-G13* ESL-Ti-Fa8 ESL-Ti-HO
*Standard endcap - Only DLC approved product

Alternate Ti Options:



Dimensions:

Ti:



Driver:

