


### Key Features & Benefits:

- Quick Connect Technology
  - No need to worry about shunted or non-shunted tombstones
  - Extremely fast installation
  - No power through the pins
  - Power through the cord
- Interchangeable End Caps – Designed to Work With any Tombstone
  - G13 (Standard)
  - Fa8 (Single Pin)
  - R17D (HO)
- Long Life 80,000 Hours (L70)
  - 10 year warranty (12 hour run times)
  - 7 year warranty (24 hour run times)
- Universal Input 120-277V; 50/60Hz External Driver
- Glass Free
- Vibration and Impact Resistant
- No UV Emission
- Suitable for Dry and Damp Locations



Project: \_\_\_\_\_ Date: \_\_\_\_\_  
 Catalog #: \_\_\_\_\_  
 Notes: \_\_\_\_\_



### Electrical Data:

#### Light Specifications:

Lumens Per Lamp: Up to 1,950 Lumens  
 Efficacy (lm/W): Up to 130 Lumens per Watt  
 Kelvin: 3000K, 3500K, 4000K, 5000K  
 Color Rendering Index (CRI): >82  
 Rated Life: > 80,000 hrs

#### Driver Data:

Input Voltage: 120-277 VAC  
 Driver Output: Dual Output  
 Output Power: 15 Watts per Lamp (30 Watts Total)  
 Input Current @ 120V: 0.25 Amps  
 Input Current @ 240V: 0.125 Amps  
 Input Current @ 277V: 0.108 Amps  
 Total Harmonic Distortion (THD): <10%  
 Operating Temperature: -4 ~ 122°F

### Catalog Data:

ITEM#	WATTS PER LAMP	LUMENS PER LAMP	EFFICACY (lm/W)	KELVIN	DLC QPL CODE
ESL-Ti-4-S-15W-2L-F30	15W	1,890	126	3000K	PGJE919D
ESL-Ti-4-S-15W-2L-F35	15W	1,905	127	3500K	PAAF9XZV
ESL-Ti-4-S-15W-2L-F40	15W	1,920	128	4000K	P35APYYG
ESL-Ti-4-S-15W-2L-F50	15W	1,950	130	5000K	PPYQBZEY

### Ordering Guide:

<b>ESL</b>	<b>Ti</b>	<b>4</b>	<b>S</b>	<b>15W</b>	<b>2L</b>	<b>F</b>	
ESL	TYPE	LENGTH	CLASS	WATTS	LAMP	LENS	KELVIN
	Ti Series	4 (Four Feet)	S	13W (13 Watts) 15W (15 Watts) 18W (18 Watts) 22W (22 Watts)	1L (One Lamp) 2L (Two Lamp) 3L (Three Lamp) 4L (Four Lamp)	F (Frosted)	30 (3000 Kelvin) 35 (3500 Kelvin) 40 (4000 Kelvin) 50 (5000 Kelvin)


### Endcap Options:

<b>ENDCAP</b>
ENDCAP

ESL-Ti-G13\*  
ESL-Ti-Fa8  
ESL-Ti-HO

\*Standard endcap - Only DLC approved product

### Alternate Ti Options:



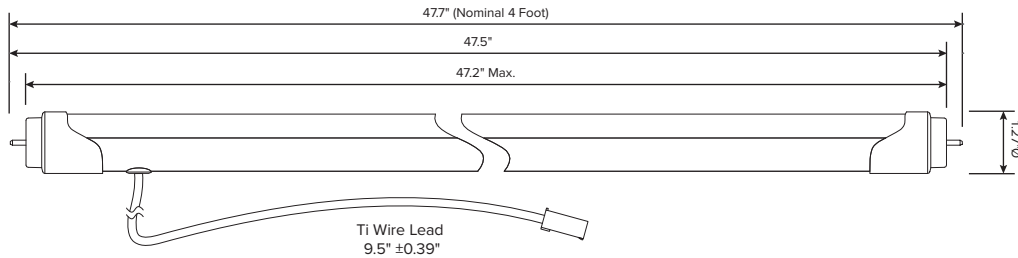
1L Output

3L Output

4L Output

### Dimensions:

#### Ti:



#### Driver:

