

### Key Features & Benefits:

- Built-In Active PFC function
- High Efficiency
- Waterproof (IP67)
- Constant Current / 0-10V Dimming
- Clock Dimming(CLK) / CP Dimming
- Protection: OVP, SCP, OTP
- UL Type TL, Type HL



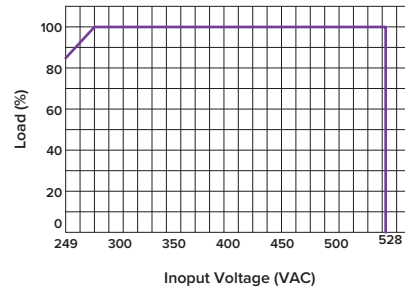
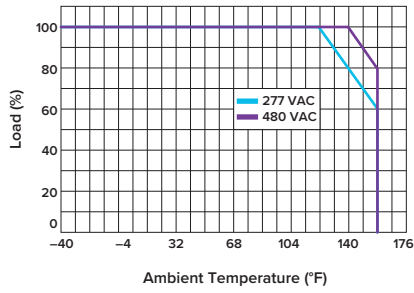
Project: \_\_\_\_\_ Catalog#: \_\_\_\_\_ Date: \_\_\_\_\_  
 Notes: \_\_\_\_\_



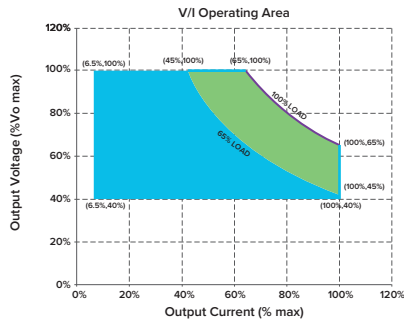
ESL-DMG-100W-HV-OPMA-XX-YYYY*		800 <sup>†</sup>	1050 <sup>†</sup>	1500 <sup>†</sup>	2100 <sup>†</sup>	3200	4800 <sup>†</sup>
Input	Efficiency (120 VAC) <small>Note.1</small>	89.0%	88.0%	88.0%	87.0%	87.0%	86.0%
	Efficiency (230 VAC) <small>Note.1</small>	91.0%	90.0%	90.0%	89.0%	89.0%	88.0%
	Voltage Range (VAC) <small>Note.2</small>	249 - 528					
	Rated Input Voltage (VAC) <small>Note.2</small>	277 - 480					
	Frequency Range (Hz)	47 ~ 63					
	Power Factor	>0.96 at 480 VAC, >0.90 at 277-480 VAC at full load					
	THD	<15% with 80% - 100% load, at 277 - 480 VAC; <20% with 50% - 100% load, at 277 - 480 VAC					
	AC Current (Typ.)	0.5A Max. at 277 VAC					
	Inrush Current (Typ.)	65A at 230 VAC Input 77°F Cold Start (Time wide=500uS, measured at 50% Ipeak, Not applicable for the inrush current to noise filter for less than 0.2ms)					
	Leakage Current (Max.)	0.5A Max. at 277 VAC					
Output	Rated Output Voltage (V)	125-189	95-143	66-100	47-71	31-50	21-33
	Output Voltage Range (V)	75-189	57-143	40-100	29-71	20-50	13-33
	Rated Current (mA)	530-800	700-1050	1000-1500	1400-2100	2000-3200	3000-4800
	Output Current Range (mA)	53-800	70-1050	100-1500	140-2100	200-3200	300-4800
	Rated Power (W)	100W (max)					
	Output Current Set Range	6.5%I <sub>o_max</sub> - 100%I <sub>o_max</sub>					
	Constant Power Output Set Range	65%I <sub>o_max</sub> - 100%I <sub>o_max</sub>					
	Ripple Current (PK / AV) / AV	10% of I <sub>o_max</sub> . ((PK-AV) / AV) with LED default mode and full load					
	Current Tolerance <small>Note.2</small>	±5%					
	Line Regulation	±1%					
	Load Regulation	±3%					
	Setup, Rise Time	2s(typ.), measured at 277 VAC input					
	Hold Up Time	10ms at 230 VAC 100% load					
Dimming Control	12 VDC Output Voltage (VDC)	10.8V Min. / 12V Typ. / 13.2V Max.					
	12 VDC Output Current (VDC)	0mA~20mA max.					
	1~10V / DMI+ Voltage	Absolute maximum voltage - 10V min ~ 20V max					
	1~10V / DMI+ Short Current	280uA ~ 450uA (DIM(+)=0)					
	DIMMING FUNCTION	1~10V/10%I <sub>o</sub> ~100%I <sub>o</sub> ref. Dimming module diagram and dimming cruve					
Protection	Over Voltage (V)	250	200	130	100	70	43
	Short Circuit	Hiccup mode. The power supply shall be self-recovery when the fault is removed.					
	Over Temperature	Protection type: Resumable mode. When the inside temperature of PSU rise to 212°F (Typ.), decreases output current returning to normal after over temperature is removed.					
Environment	Operating Temperature	-40~+158°F (Refer to "Derating Curve")					
	Tcase	190.4°F Max					
	Operating Humidity	20~95%RH, non-condensing					
	Storage Temperature (Humidity)	-40~+185°F, 10-95%RH					
	Temperature Coefficient	0.03% / °F (32 - 122°F)					
Vibration	10~500Hz, 5G 12min/cycle, period for 72 min. each along X, Y, Z axes						
Safety & EMC	Safety Standard	UL8750 and EN61347-2-13					
	Withstand Voltage	I/P-O/P:3.75KVAC I/P-FG:1.875KV O/P-FG:1.5KV					
	Isolation Resistance	I/P-O/P ,I/P-FG,O/P-FG:100M Ohms/500VDC/77°F/70%RH					
	EMC Emission	Comply with FCC Part15 Class A					
	EMC Immunity	Comply with FCC Part15 Class A					
Others	MTBF	500,000 hours, measured at full load, 40°F ambient temperature					
	Lifetime	≥100 KHrs lifetime (continuous) at Tcase = 149°F / ≥50 KHrs lifetime (continuous) at Tcase = 167°F					
	Dimension (LxWxH)	8.1" L x 2.66" W x 1.46" H					
	Weight	2.03lbs					
* XX = Output Voltage / YYYY = Output Current		Note 1: refer to V/I curve / Note 2: At rated current, includes set up tolerance, line regulation and load regulation.					

<sup>†</sup>These products are not stocked. Contact factory for lead times.

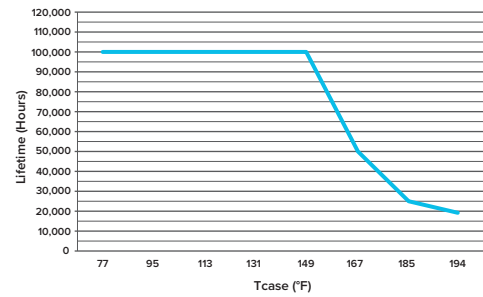
### Derating Curve:



### V/I Curve:



### Life Time vs. Tcase (Ref.):



### Dimensions:

