

Key Features & Benefits:

- Built-In Active PFC function
- High Efficiency
- Waterproof (IP67)
- Constant Current / 0-10V Dimming
- Clock Dimming(CLK) / PWM Dimming
- Protection: OVP, SCP, OTP
- UL Type TL, Type HL



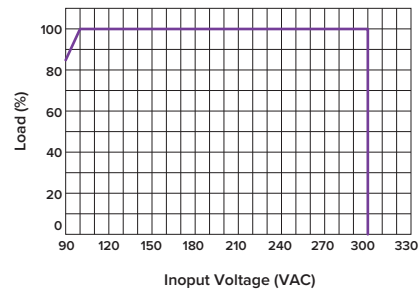
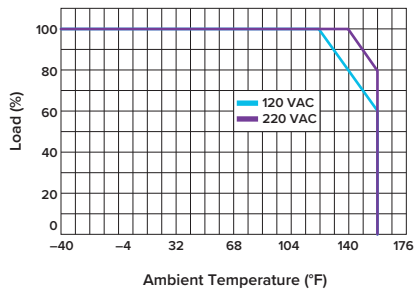
Project: _____ Catalog#: _____ Date: _____
 Notes: _____



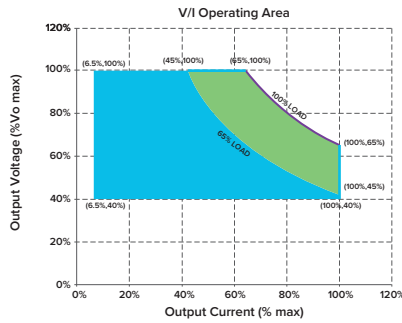
ESL-DMG-50W-OPMA-XX-YYYY*		800 [†]	1050	1500 [†]	2100 [†]	3200 [†]	4800 [†]
Input	Efficiency (120 VAC)	89.0%	89.5%	88.0%	87.0%	86.0%	85.0%
	Efficiency (230 VAC)	91.0%	89.0%	90.0%	89.0%	88.0%	87.0%
	Voltage Range (VAC)	90 - 305					
	Rated Input Voltage (VAC)	100 - 277					
	Frequency Range (Hz)	47 ~ 63					
	Power Factor	>0.97 at 115 VAC, >0.90 at 277 VAC at full load					
	THD	<15% with 100% load, at 100 - 277 VAC; <20% with 50% - 100% load, at 100 - 277 VAC					
	AC Current (Typ.)	0.7A Max. at 115 VAC					
	Inrush Current (Typ.)	65A at 230 VAC Input 77°F Cold Start (Time wide=500uS, measured at 50% Ipeak, Not applicable for the inrush current to noise filter for less than 0.2ms)					
	Leakage Current (Max.)	0.35A at 230 VAC at full load					
Output	Rated Output Voltage (V)	189-125	48-24	100-66	71-47	50-31	33-21
	Output Voltage Range (V) <small>Note.1</small>	189-75	58-24	100-40	71-29	50-19	33-13
	Rated Current (mA)	530-800	1050	1000-1500	1400-2100	2000-3200	3000-4800
	Output Current Range (mA)	53-800	70-1050	100-1500	140-2100	200-3200	300-4800
	Rated Power (W)	50W (max)					
	Output Current Set Range	6.5%Io_max - 100%Io_max					
	Constant Power Output Set Range	65%Io_max - 100%Io_max					
	Ripple Current (PK / AV) / AV	10% max. (peak-to-average value) at 100% Iout					
	Current Tolerance <small>Note.2</small>	±5%					
	Line Regulation	±1%					
	Load Regulation	±3%					
	Setup, Rise Time	0.5s (Typ.) measured at 230 VAC Input					
	Hold Up Time	10ms at 230 VAC 100% load					
	Dimming Control	12 VDC Output Voltage (VDC)	10.8V Min. / 12V Typ. / 13.2V Max.				
12 VDC Output Current (VDC)		0mA~20mA max.					
0~10V / DMI+ Voltage		Absolute maximum voltage - 10V min ~ 20V max					
0~10V / DMI+ Short Current		280uA ~ 450uA (DIM+=0)					
DIMMING FUNCTION		1~10V/10%Io~100%Io ref. Dimming module diagram and dimming cruve					
Protection	Over Voltage (V)	250	<60	130	100	70	43
	Short Circuit	Hiccup mode. The power supply shall be self-recovery when the fault is removed.					
	Over Temperature	Protection type: Resumable mode. When the inside temperature of PSU rise to 212°F (Typ.), decreases output current returning to normal after over temperature is removed.					
Environment	Operating Temperature	-40~+158°F (Refer to "Derating Curve")					
	Tcase	190.4°F Max					
	Operating Humidity	20~95%RH, non-condensing					
	Storage Temperature (Humidity)	-40~+185°F, 10-95%RH					
	Temperature Coefficient	0.03% / °F (32 - 122°F)					
Vibration	10~500Hz, 5G 12min/cycle, period for 72 min. each along X, Y, Z axes						
Safety & EMC	Safety Standard	UL8750 and EN61347-2-13					
	Withstand Voltage	I/P-O/P:3.75KVAC I/P-FG:1.875KV O/P-FG:1.5KV					
	Isolation Resistance	I/P-O/P ,I/P-FG,O/P-FG:100M Ohms/500VDE/70%RH					
	EMC Emission	Comply with FCC Part15 Class A					
	EMC Immunity	Comply with FCC Part15 Class A					
Others	MTBF	500,000 hours, measured at full load, 40°F ambient temperature					
	Lifetime	≥100 KHrs lifetime (continous) at Tcase = 149°F / ≥50 KHrs lifetime (continous) at Tcase = 167°F					
	Dimension (LxWxH)	7.6" L x 1.67" W x 1.36" H					
	Weight	1.21lbs					
* XX = Output Voltage / YYYY = Output Current		Note 1: refer to V/I curve / Note 2: At rated current, includes set up tolerance, line regulation and load regulation.					

† These products are not stocked. Contact factory for lead times.

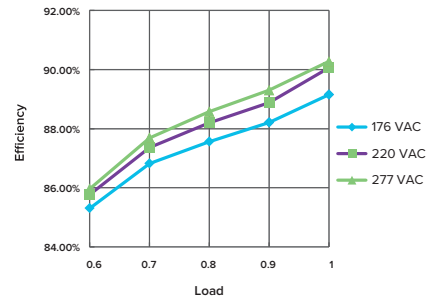
Derating Curve:



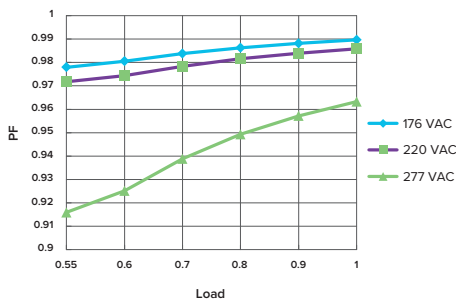
V/I Curve:



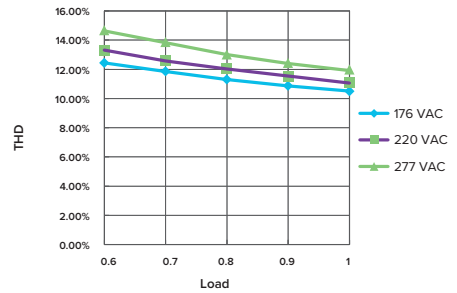
Efficiency vs. Load Curve:



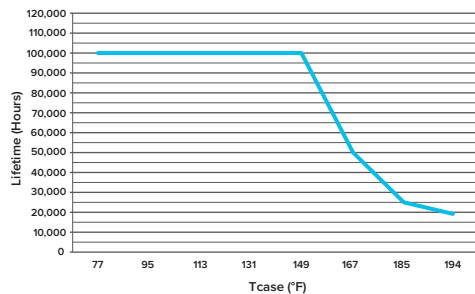
Power Factor vs. Load Curve:



THD Curve:



Life Time vs. Tcase (Ref.):



Dimensions:

