

Key Features & Benefits:

- Universal AC Input / Full Range (up to 305 VAC)
- Built-in Active PFC Function
- Protections: Short Circuit / Over Voltage / Over Temperature
- Suitable for Dry / Damp Locations
- Easy Installation with ESL Vision's Quick Connect
- Potted for Better Cooling and Vibration Resistance
- 5 Year Warranty
- 0-10v Dimming - Dim to Off for Advanced Controls
- 12v Aux
- Adjustable Wattage via Dipswitch

Project: _____ Date: _____
 Catalog #: _____
 Notes: _____



Electrical Specifications:

INPUT	ITEM#	INPUT VOLTAGE RANGE	FREQUENCY RANGE	POWER FACTOR	THD	EFFICIENCY	MAX INPUT CURRENT
	ESL-DQC5-3036W-3L	90-305 VAC	47-63 Hz	>0.97 @120 VAC >0.90 @277 VAC	< 15%	120 VAC>88% 277 VAC>89%	1.2A Max @25C 120 VAC 0.57A Max @25C 230 VAC

OUTPUT	OUTPUT VOLTAGE	OUTPUT CURRENT		OUTPUT POWER	
		30W	36W	30W	36W
60-115 VDC	710mA	900mA	90W	108W	

Environment Specifications:

OPERATING TEMPERATURE	MAXIMUM CASE TEMPERATURE	OPERATING HUMIDITY	STORAGE TEMPERATURE	STORAGE HUMIDITY
-4-140°F(-20-60°C) 122-140°F(50-60°C) derating to 80% load	TC<176°F(80°C) @122°F(50°C) Ambient	10%-85%	-40-185°F(-40°C-85°C)	5%-90%

Ordering Guide:

Example Part Number: **ESL-DQC5-3036W-3L**



Protection:

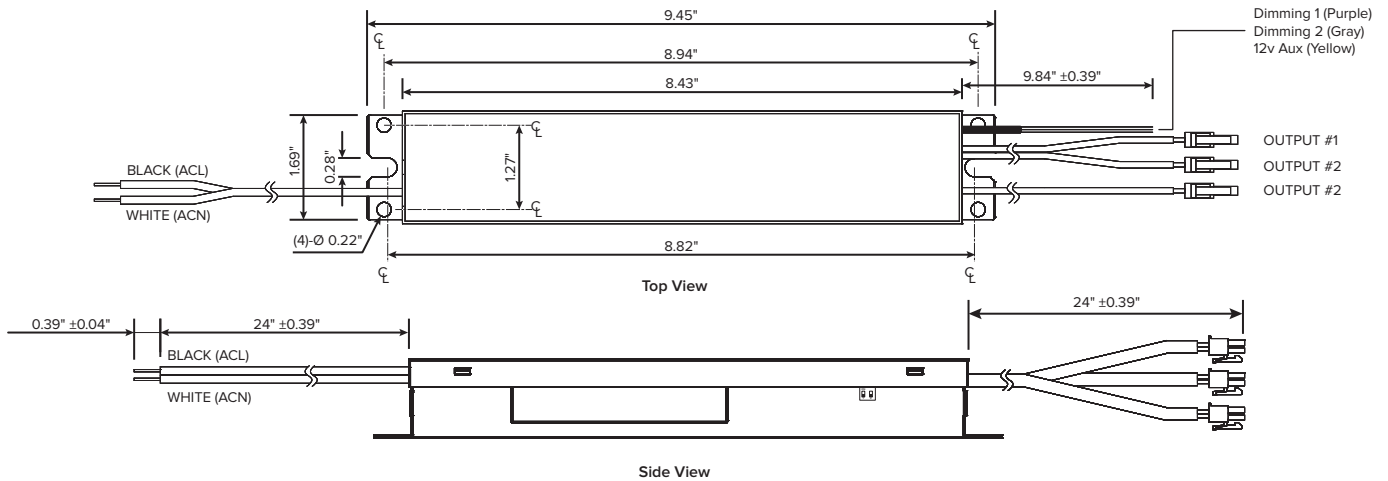
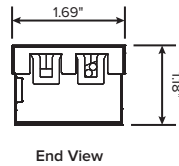
OVER VOLTAGE	OVER CURRENT	SHORT CIRCUIT	OVER TEMPERATURE
<160V	YES	YES	YES

Safety and EMC:

SAFETY STANDARDS	EMI/EMC
UL8750 EN61347-2-13	Comply with FCC Part15 Class A

Dimensions:

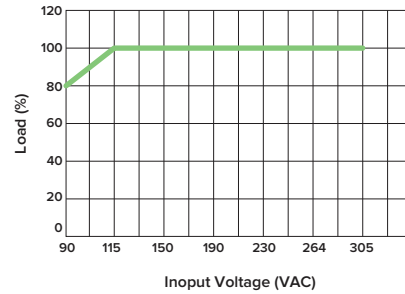
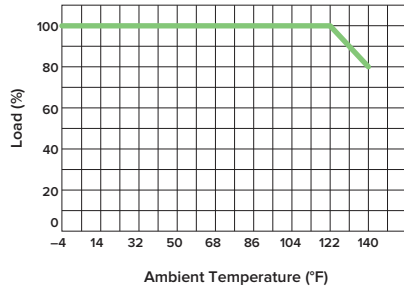
STANDARD LEAD LENGTHS	WIRE	
Black	24"	18#AWG
White	24"	18#AWG
Outputs 1-3	24"	22#AWG
Dimming 1 (Purple)	9.84"	24#AWG
Dimming 2 (Gray)	9.84"	24#AWG
12v Aux (Yellow)	9.84"	24#AWG



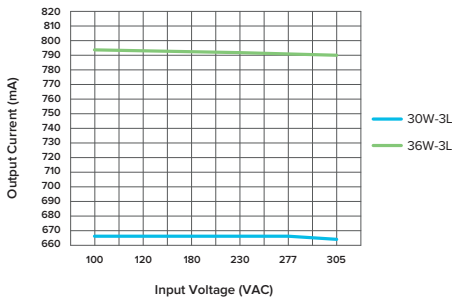
Hot Spot Location:



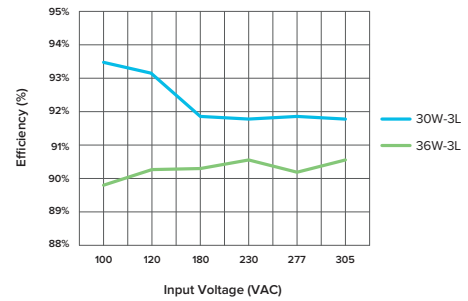
Derating Curve:



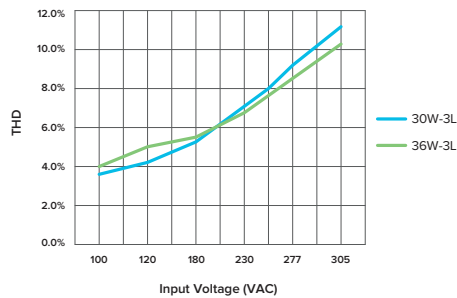
Output Current & Input Voltage:



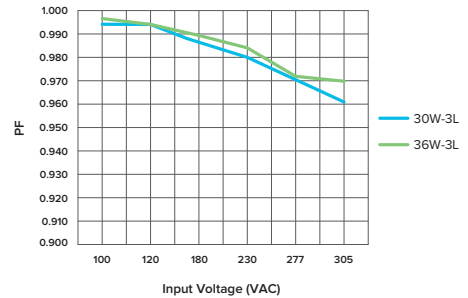
Efficiency & Input Voltage Curve:



THD & Input Voltage Curve:



Power Factor & Input Voltage Curve:



Life Time & Tcase:

