

### Key Features & Benefits:

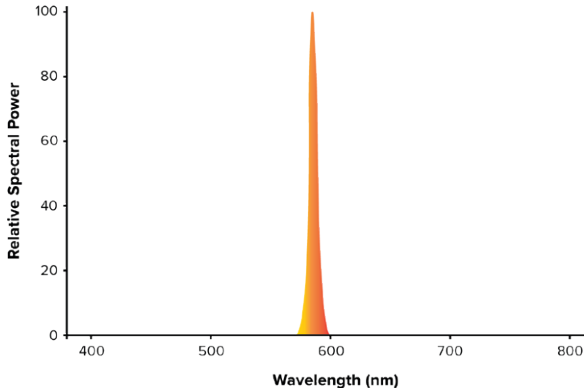
- Reduces Light Pollution and Adverse Effects on Wildlife
- Utilizes Existing Fixtures for Fast and Cost Effective Installation
- Indoor and Outdoor Applications:
  - Beach Front & Waterways
  - Airports
  - Commercial & Retail
  - Parking Lots & Buildings
  - Food & Beverage Production
- 10 Year Warranty
- Optimized Pin Array Heatsink
- Overheat Shutdown
- L70 Lifetime >100,000 Hours
- Intelligent Thermal Control
- Compatible with Networked Lighting Control Qualified Systems



Project: \_\_\_\_\_ Date: \_\_\_\_\_

Catalog #: \_\_\_\_\_

Notes: \_\_\_\_\_



### Technical Specifications:

#### Light Specifications

- Lumen Output: Up to 11,218 Lumens
- Wavelength (nanometers): 590nm
- CRI: >75
- Rated Life (hrs): 100,000 Hours
- IES Classification: Fixture Dependent
- Dimensions (LxWxH): 6.8" x 4.9" x 2.6"
- Weight Without Driver (lbs): 1.05

#### Driver Specifications

- Power: 120 Watts
- Input Voltage: 120-277 VAC, HV - 347-480 VAC
- Input Current @120V: 1.0A
- Input Current @277V: 0.43A
- Input Current @480V: 0.25A
- Operating Temperature: -40°F to 176°F (-40°C to 80°C)
- Non-Dimmable Driver Dimensions - (LxWxH): 8.97" x 2.7" x 1.53"
- 0-10v Dimmable Driver Dimensions - (LxWxH): 8.97" x 2.7" x 1.53"

High Voltage Driver Dimensions - (LxWxH): 9.64" x 2.7" x 1.53"

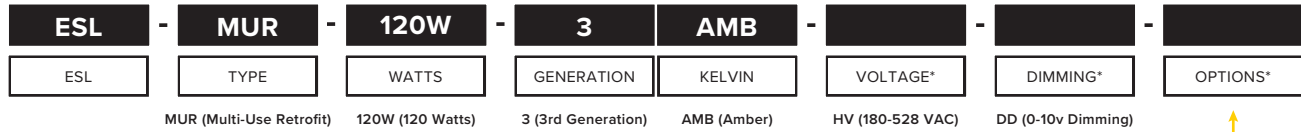
0-10v Dimmable High Voltage Driver Dimensions - (LxWxH): 9.64" x 2.7" x 1.53"

### Catalog Data:

ITEM#	WATTS	LUMEN OUTPUT	WAVELENGTH	INPUT VOLTAGE
ESL-MUR-120W-3AMB	120W	11,188	590 nm	120-277 VAC
ESL-MUR-120W-3AMB-HV	120W	11,218	590 nm	347-480 VAC

### Ordering Guide:

Example Part Number: **ESL-MUR-120W-3AMB-HV-DD**

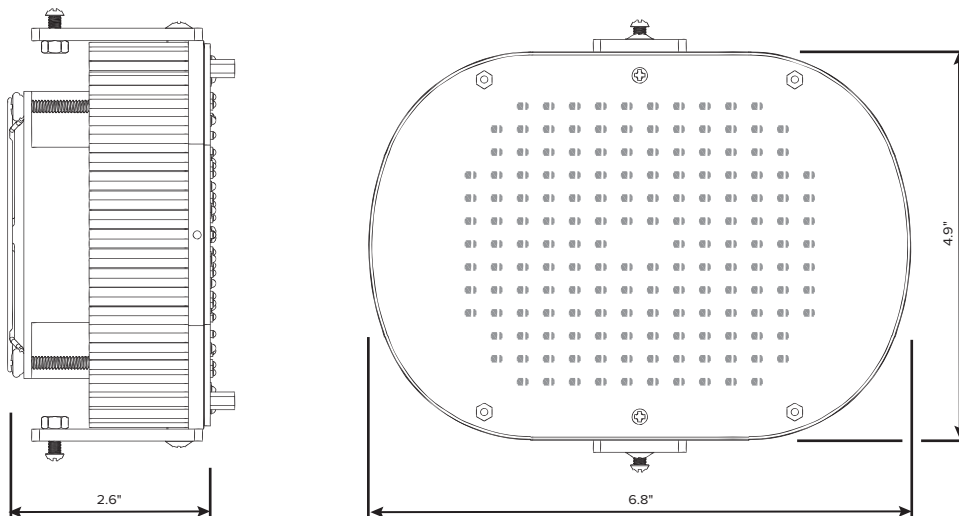


\* Leave blank if HV, Dimming or Options are not needed

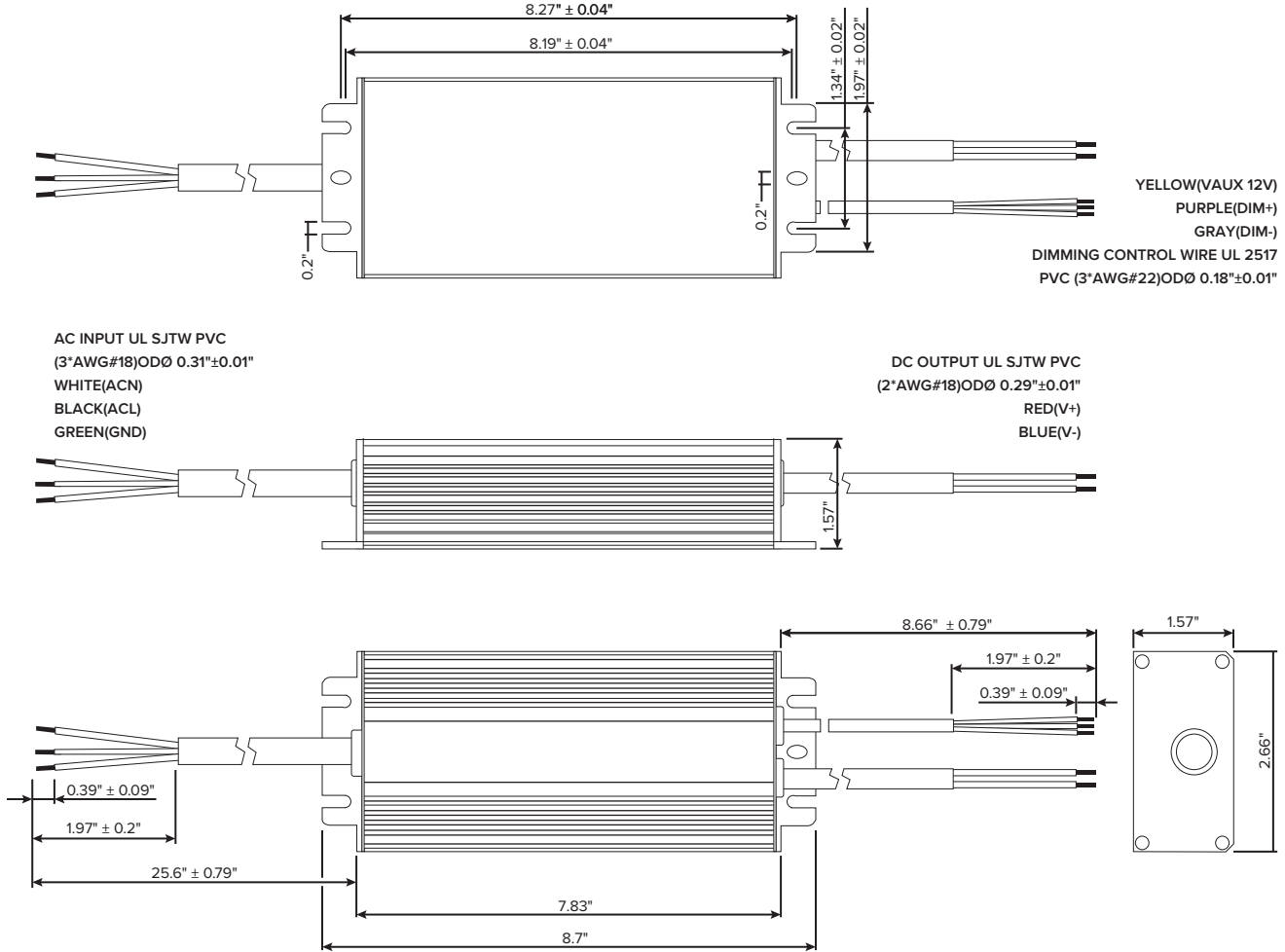
### Options (Add as Suffix):

- ESL-10CC On/Off High Bay Occupancy Sensor, 8' - 41' Mounting
- ESL-20CC High Bay 0-10v Dimming Sensor, 8' - 46' Mounting
- ESL-30CC IP65 High Bay 0-10v Dimming Sensor, 8' - 50' Mounting, Wire From Side
- ESL-30CCB IP65 High Bay 0-10v Dimming Sensor, 8' - 50' Mounting, Wire From Top
- ESL-40CC Occupancy Sensor, 0-10v Dimming, 8'-20' Mounting
- ESL-SPD-277-1 Hard Wire Surge Protector; (100-277 VAC) Max Discharge Current: 20kA
- ESL-480V-SD01 480 Volt Step Down Transformer
- ESL-REM-100 Hand Held Remote to Program ESL-30CC
- ESL-REM-101 Hand Held Remote to Program ESL-20CC, ESL-40CC, ESL-50CC

### Dimensions:



**Standard Driver Dimensions:**



### High Voltage Driver Dimensions:

