



LED 2'x4' RETROFIT KIT SERIES



Ti - K24 - 36 Watts

PAGE 1 OF 2

Key Features & Benefits:

- DLC Listed 2x4 Troffer Retrofit Kit
- Installs in Minutes
 - Magnetic Clips
 - Hex Tek Screws
- 54 Available 2x4 Retrofit Kits
 - 24 Available 2x2 Retrofit Kits
 - 36 Available 1x4 Retrofit Kits
- 2,779 to 12,639 Troffer Kit Lumens
- 3,328 to 14,280 Linear Ambient Kit Lumens
- Long Life 80,000 Hours (L70)
 - 10 year warranty (12 hour run times)
 - 7 year warranty (24 hour run times)




Project: _____

Date: _____

Catalog #: _____

Notes: _____



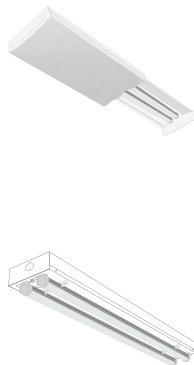
Technical Data:

Light Specifications:

Linear Ambient Kit Lumens: Up to 4,636 Lumens
 Linear Ambient Kit Efficacy (lm/W): Up to 142 Lumens per Watt
 Troffer Kit Lumens: Up to 3,759 Lumens
 Troffer Kit Efficacy (lm/W): Up to 116 Lumens per Watt
 Kelvin: 3000K, 3500K, 4000K, 5000K
 Color Rendering Index (CRI): >82
 Rated Life: > 80,000 hrs

Driver Data:

Input Voltage: 120-277 VAC
 Driver Output: Dual Output
 Output Power: 36 Watts
 Input Current @ 120V: 0.3 Amps
 Input Current @ 240V: 0.15 Amps
 Input Current @ 277V: 0.13 Amps
 Total Harmonic Distortion (THD): <10%
 Operating Temperature: -4 ~ 122°F



Application Listing:

ITEM#	TROFFER APPLICATION
-------	---------------------

ESL-Ti-K24-S-36W-2L-F30	Linear Retrofit Kit for 2x4 Luminaires
ESL-Ti-K24-S-36W-2L-F35	Linear Retrofit Kit for 2x4 Luminaires
ESL-Ti-K24-S-36W-2L-F40	Linear Retrofit Kit for 2x4 Luminaires
ESL-Ti-K24-S-36W-2L-F50	Linear Retrofit Kit for 2x4 Luminaires

ITEM#	LINEAR AMBIENT APPLICATION
-------	----------------------------

ESL-Ti-K24-S-36W-2L-F30	Retrofit Kit for Direct Linear Ambient Luminaires
ESL-Ti-K24-S-36W-2L-F35	Retrofit Kit for Direct Linear Ambient Luminaires
ESL-Ti-K24-S-36W-2L-F40	Retrofit Kit for Direct Linear Ambient Luminaires
ESL-Ti-K24-S-36W-2L-F50	Retrofit Kit for Direct Linear Ambient Luminaires

Catalog Data:

ITEM#	WATTS	KELVIN	TROFFER KIT LUMENS	TROFFER KIT EFFICACY (lm/W)	LINEAR AMBIENT KIT LUMENS	LINEAR AMBIENT KIT EFFICACY (lm/W)
ESL-Ti-K24-S-36W-2L-F30	36W	3000K	3,660	113	4,565	140
ESL-Ti-K24-S-36W-2L-F35	36W	3500K	3,693	114	4,572	140
ESL-Ti-K24-S-36W-2L-F40	36W	4000K	3,726	115	4,601	141
ESL-Ti-K24-S-36W-2L-F50	36W	5000K	3,759	116	4,636	142

Ordering Guide:

ESL	Ti	K24	S	36W	2L	F		
ESL	TYPE	SERIES	CLASS	WATTS	Ti	LENS	KELVIN	OPTIONS
	Ti Series	K24 (2x4 Kit)	S	26W (26 Watts) 30W (30 Watts) 36W (36 Watts) 44W (44 Watts)	2L (Two Ti)	F (Frosted)	30 (3000 Kelvin) 35 (3500 Kelvin) 40 (4000 Kelvin) 50 (5000 Kelvin)	

Alternate 2'x4' Ti Kit Options:



3L Output

4L Output

What's Included:

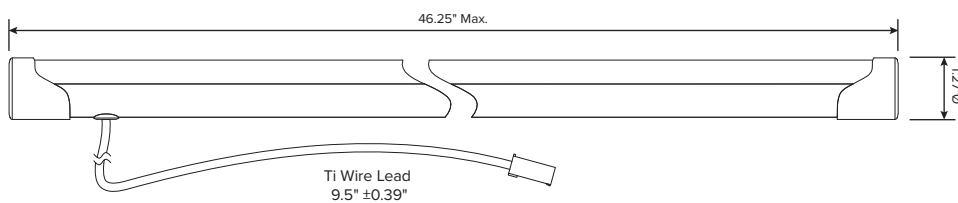
- (2) LED Ti Bars
- (1) LED Driver
- (4) Ti Clips with Rare Earth Magnets
- (8) Self Tapping Screws
- (1) UL1598C Certification Label

Options (Add as Suffix):

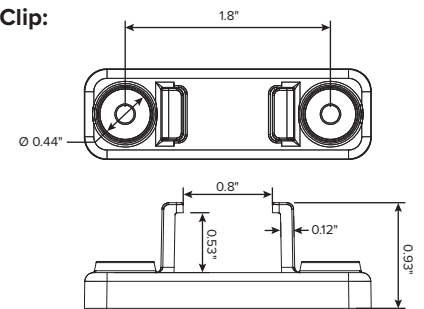
- ESL-EMG-4DC-9W (Emergency Back Up, DC, 9 Watt)

Dimensions:

Ti:



Clip:



Driver:

