

High Output Flood Light - 300W

TROUBLESHOOTING

Problem	Possible Cause	Solutions
LEDs stop working	The power line is improperly connected.	Reconnect the power cable.
	The power plug is loose.	Firmly plug the power in.
	The LED driver malfunctions.	Replace with new driver.
	The LED chip is damaged.	Replace with new LEDs.
LEDs flash on and off	The output of the driver is abnormal.	Replace with new driver.
	The LED chip breaks down.	Replace with new LED chip.

WARRANTY

10 Year Warranty for original purchaser of the HOFL fixture.

- In order to make a warranty claim please notify manufacturer within 60 days of malfunction or defect. Please provide proof of purchase and any other manufacturer warranty requirements. Upon receiving the warranty claim ESL Vision may require the faulty fixture to be returned promptly for analysis.

- The determination of whether the fixture is defective shall be made by manufacturer in its sole discretion with consideration given to the overall performance of the product.

- If the manufacturer determines the fixture is defective, manufacturer will elect, in its sole discretion to repair or replace the fixture. Manufacturer reserves the right to utilize new, reconditioned, refurbished, repaired or re-manufactured products or parts in the warranty repair or replacement process. Such products and parts will be comparable in function and performance to an original product or part, as determined by manufacturer in its sole discretion, and warranted for the remainder of the original warranty period. However, cost of labor and equipment to remove the defective product and installation of replacement fixture or replacement parts at the end-user facility are excluded.

The following circumstances will not be warranted:

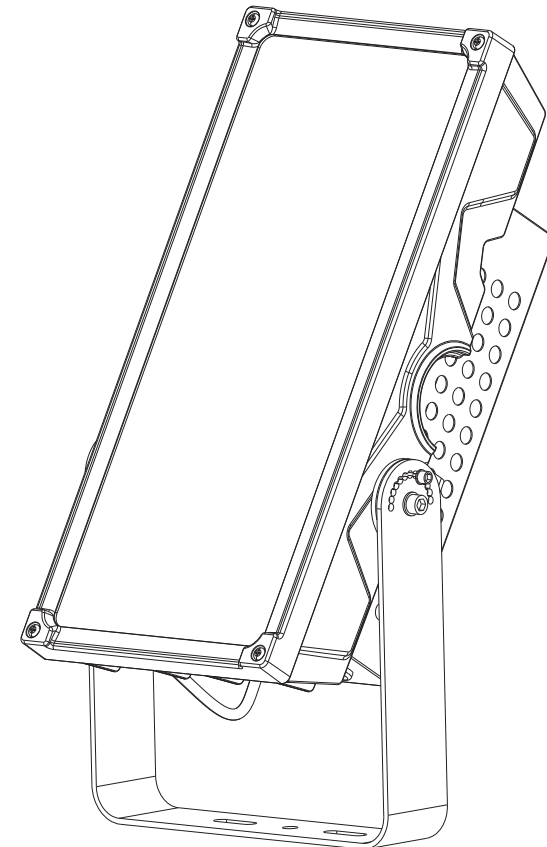
- Damage caused by force majeure such as war, riots, sabotage, cyclones, earthquakes, tidal waves, flooding, lightning strikes, explosions, fire, flood or any other natural disasters.
- Damage caused by user's improper delivery, defects caused by incorrect operation, wrongful treatment and destruction of fixture.
- Dismantling or modification or improper maintenance or repairing of the products without the manufacturer's prior authorization.
- Damage caused by buyer or installer using bad cable or other improper electrical parts.
- This warranty is invalid if the fixture is not used for the purpose for which it was originally designed for. Any disputes shall be applied to the laws and regulations of v

ESL Vision has the sole right to interpret and amend the above articles.



HOFL INSTALLATION GUIDE

High Output Flood Light - 300W



☎ - 888.493.5559

✉ - INFO@ESLVISION.COM

🌐 - WWW.ESLVISION.COM

📍 - 1136 SOUTH 3600 WEST SALT LAKE CITY, UTAH 84104

☎ 888.493.5559

✉ info@eslvision.com

🌐 www.eslvision.com

WARNING

1. To avoid damage, falling, electric shock and/or fire, please do not modify the fixture or replace components without consulting with the factory first.
2. Please authorize only qualified personnel to install the fixture. Ensure the installation instructions are followed. Improper installation may cause falling, electric shock, fire, injury, damage and hazardous conditions.
3. Please disconnect power before installation or maintenance of the fixture.
4. Please disconnect power if it begins to smoke or emit odors to prevent fire or electric shock. Have the fixture immediately inspected by a qualified technician.
5. Please do not dismantle the fixture without first consulting with the factory.
6. Please do not touch the power supply when the fixture is in operation.
7. If the flexible cable or cord of the fixture is damaged, it should only be replaced by a factory authorized part, and installed by an authorized technician.
8. Terminal block is not included.
9. The light source contained in this fixture should only be replaced by the factory or qualified technician.
10. Install fixture in a location where it cannot be tampered with or accessed easily.
11. For use in environments where an accumulation of non-conductive dust on the fixture may be expected.
12. The fixture should not be mounted higher than 20m.

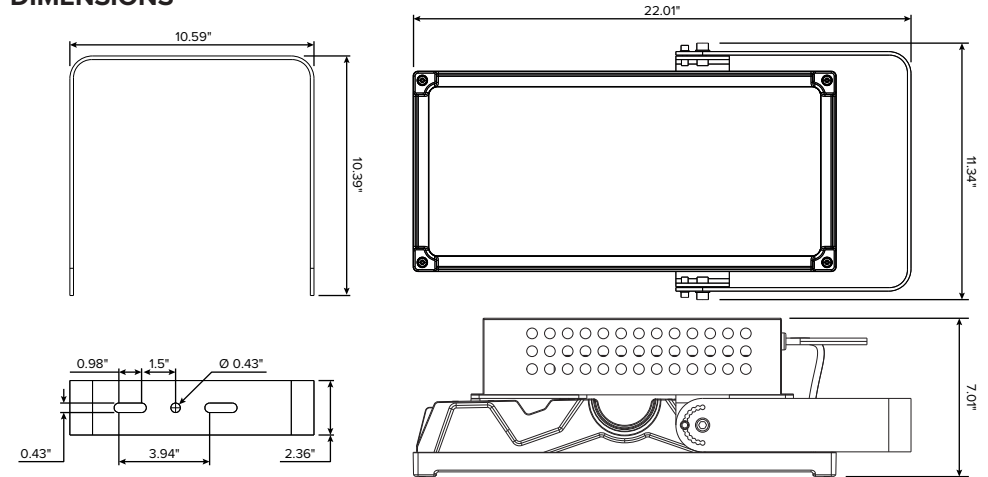
CAUTION: RISK OF ELECTRIC SHOCK



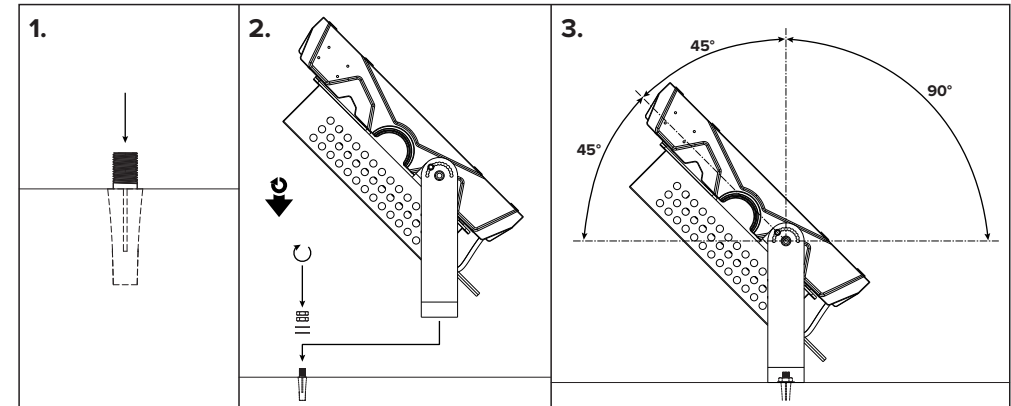
TECHNICAL SPECIFICATIONS

Product Specifications	300W
Input Voltage	100-277 VAC / 277-480 VAC
Power Frequency	50 / 60Hz
Outlook Dimensions	22.01"x 11.34" x 7.01"
Luminaire Net Weight	25.8±0.66lbs
Working Temperature	-22°F to 122°F
Storing Temperature	-40°F to 158°F

DIMENSIONS



MOUNTING



WIRING DIAGRAM

