

### Key Features & Benefits:

- Built-In Active PFC function
- Waterproof (IP67)
- 0-10V Dimming - Dim to Off
- 12V AUX
- Clock Dimming(CLK) / CP Dimming
- Protection: OVP, SCP, OTP
- UL Type TL, Type HL

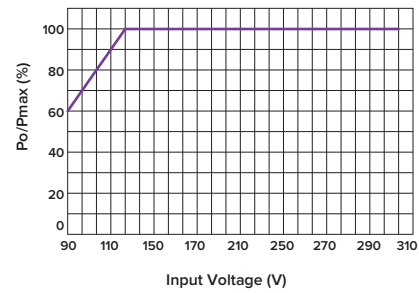
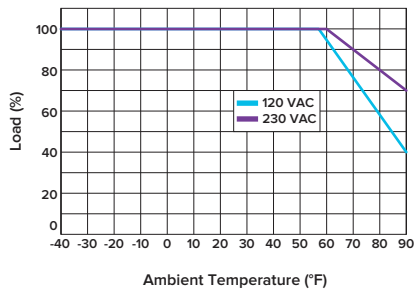


Project: \_\_\_\_\_ Catalog#: \_\_\_\_\_ Date: \_\_\_\_\_  
 Notes: \_\_\_\_\_

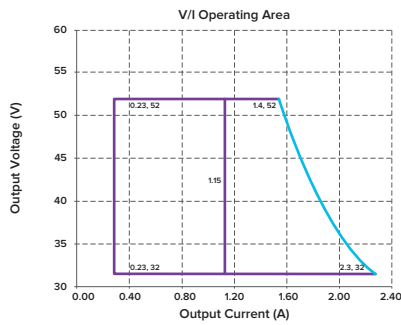


ESL-DMG2-75W-OPMA-52-2300		
Input	Efficiency (120 VAC)	87%
	Efficiency (230 VAC)	88%
	Efficiency (277 VAC)	90%
	Voltage Range (VAC)	90 - 305 VAC
	Rated Input Voltage (VAC)	100 - 277 VAC
	Frequency Range (Hz)	47 ~ 63Hz
	Power Factor	PF>0.99/120VAC, PF>0.97/230VAC, PF>0.94/277VAC at full load
	THD	THD<10% when output loading≥50% at 120VAC/230VAC, THD<15% when output loading≥50% at 277VAC
	AC Current (Typ.)	1.0A MAX at 120 VAC, 0.5A MAX at 230 VAC
	Inrush Current (Typ.)	COLD START 75A (twidth=162μs measured at 50% Ipeak) at 230VAC, Per NEMA410
Leakage Current (Max.)	0.75mA at 277 VAC/60Hz	
Output	Rated Output Voltage (V)	32-52
	Output Voltage Range (V)	32-52
	Rated Current (A)	2.3
	Output Current Range (A)	1.44-2.30
	Rated Power (W)	75W(max)
	Output Current Set/Dim Range (A)	0.23-2.3
	Constant Power Output Set Range (A)	1.44-2.30
	Ripple Current (Typ.)	15% of I <sub>o_max</sub> . ((PK-AV) / AV) with LED loading mode and full load)
	Current Tolerance	<5%
	Line Regulation	<5%
Load Regulation	<5%	
Turn on delay Time	<1s, at 120 VAC; <0.5s, at 230 VAC	
Dimming Control	12 VDC Output Voltage (VDC)	Output Voltage Tolerance: ±10%
	12 VDC Output Current (VDC)	Max Output Power: 0.6W, The instantaneous maximum current is 50mA
	0~10V / DMI+ Voltage	30V MAX
	0~10V / DMI+ Short Current	150uA~350uA
DIMMING FUNCTION	0~10Vdc / PWM / Step time dimming	
Protection	Over Voltage (V)	≤60V
	Short Circuit	Hiccup mode, recover automatically with short circuit removed
	Over Temperature	Decrease the output current, but not less than 20% of rated output current, recover automatically once the fault condition is removed
Environment	Operating Temperature	-40~+140°F( Refer to 'Derating Curve' )
	T <sub>case</sub>	194°F max ,T <sub>c</sub> is not allowed to exceed 90°C when applied
	Operating Humidity	20~95%RH
	Storage Temperature (Humidity)	10~95%RH
	Temperature Coefficient	-40~+185°F
Vibration	10-500Hz, 5G 12min/cycle, period for 72min each along X、 Y、 Z axes	
Safety & EMC	Safety Standard	UL8750, CSA C22.2 No. 250.13-12; ENEC EN61347-1, EN61347-2-13 independent, EN62384; GB19510.1,GB19510.14
	Withstand Voltage	I/P-O/P: 3.75kVac, I/P-FG:1.65kVac, O/P-FG:1.5kVac
	Isolation Resistance	I/P-O/P, I/P-FG, O/P-FG: 100M Ohms (500VDC / 77°F/ 70% RH)
	EMC Emission	FCC Part 15 Class B/ EN55015, EN61000-3-2 Class C, EN61000-3-3
EMC Immunity	EN61000-4-2,3,4,5,6,8,11, EN61547 (Surge: L-N: ±5kV, L,N-FG: ±10kV)	
Others	MTBF	200000Hrs @77°F±50°F ambient temperature, 230 VAC,80% load (MIL-HDBK-217F)
	Lifetime	50000Hrs@176°F case temperature (Refer to 'Lifetime Curve')
	Dimension (LxWxH)	5.08" L x 2.61" W x 1.45" H
	Weight	1.1lbs

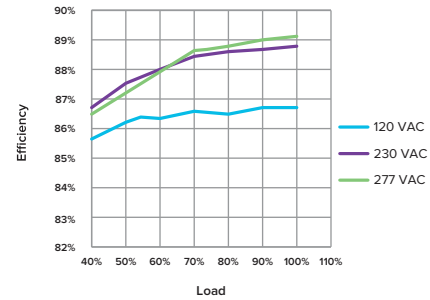
### Derating Curve:



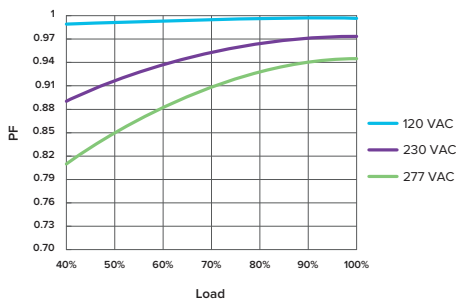
### V/I Curve:



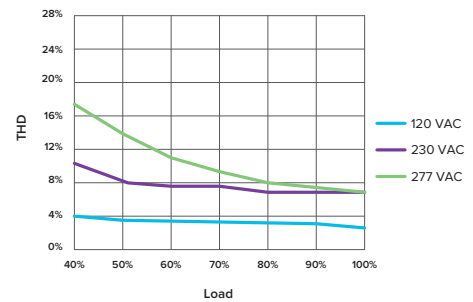
### Efficiency vs. Load Curve:



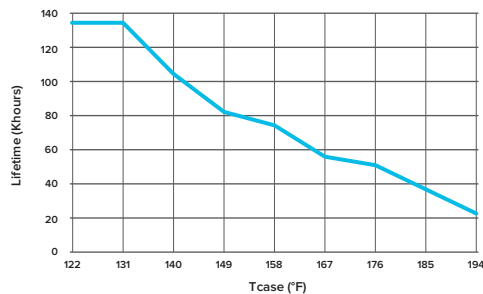
### Power Factor vs. Load Curve:



### THD Curve:



### Life Time vs. Tcase (Ref.):



**Dimensions:**

