

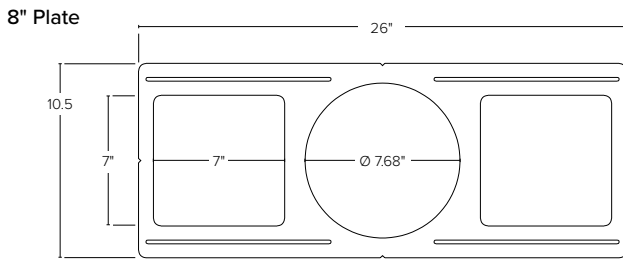
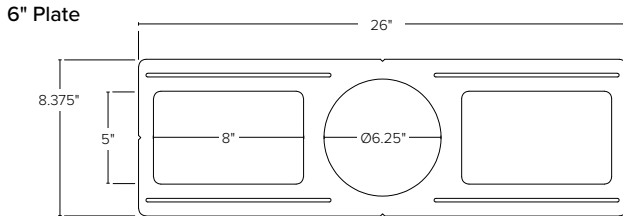
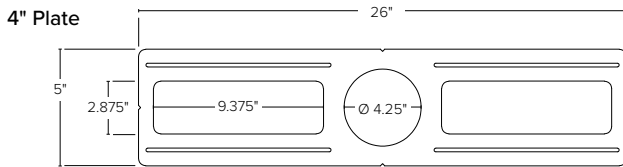
### Key Features & Benefits:

- Sturdy cold rolled steel construction
- Fits up to 24" stud/joist spacings
- Ideal for new construction, pre-wiring, and layout planning
- Allow for safe installation of fixture & driver

### Product Specifications:

Product Thickness: 0.125"  
Material: Steel

### Dimensions:

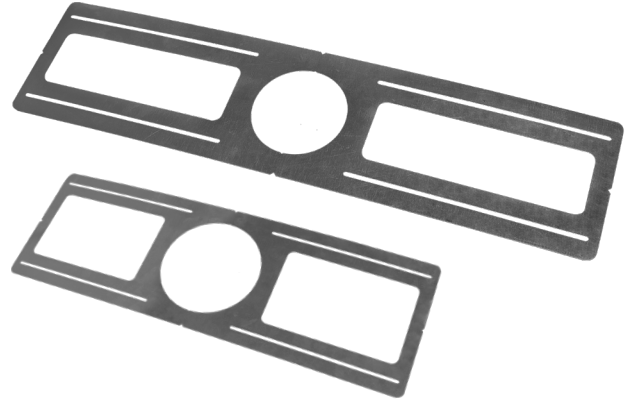


Project: \_\_\_\_\_

Date: \_\_\_\_\_

Catalog #: \_\_\_\_\_

Notes: \_\_\_\_\_



### Compatible Fixtures:



### Ordering Guide:

ESL	-	TYPE	-	SIZE	-	TYPE	-	MODEL
ESL	-	RDL	-	(x)	-	RKIT	-	001
		(RDL) Round Downlight		(4) 4 inch (6) 6 inch (8) 8 inch		(RKIT) Rough-In Plate Kit		(001) Model 1

### Catalog Data:

ITEM#	DESCRIPTION	DIMENSIONS
ESL-RDL-4-RKIT-001	4", new construction pre-mounting plate	26" x 9.375" x 0.125"
ESL-RDL-6-RKIT-001	6", new construction pre-mounting plate	26" x 8.375" x 0.125"
ESL-RDL-8-RKIT-001	8", new construction pre-mounting plate	26" x 10.5" x 0.125"