

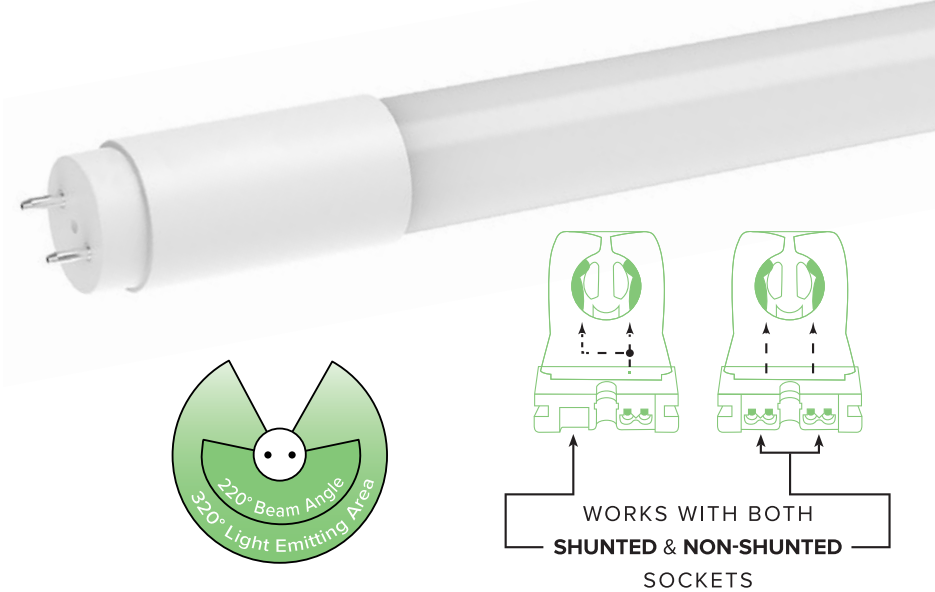
### Key Features & Benefits:

- Double Ended or Single Ended Wiring
- Glass Construction with Shatterproof Coating
- Integral Driver (Isolated)

### Product Specifications:

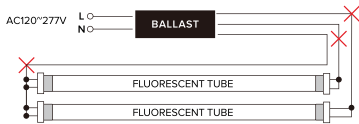
Wattage: 18 Watts  
 Kelvin: 3500K, 4000K, 5000K  
 Lumens: Up to 2,750 Lumens  
 Efficacy: Up to 153 lm/W  
 Color Rendering Index (CRI): >80  
 Input Voltage: 120–277 VAC  
 Material: Glass with Shatterproof Coating  
 Power Factor: >0.9  
 L70 Lifetime 50,000 Hours Calculated per TM21  
 Base Type: G13  
 Operating Temperature: -4°F to 113°F  
 Measurement (ØxL): Ø1.14" x 47.22"  
 Weight (lbs): 0.62 Pounds  
 Case Quantity: 25

Project: \_\_\_\_\_ Date: \_\_\_\_\_  
 Catalog #: \_\_\_\_\_  
 Notes: \_\_\_\_\_

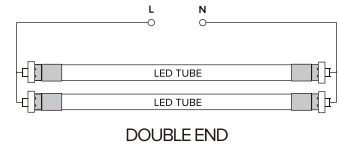
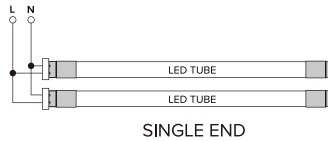


### T8B Wire Diagrams (Type B):

#### Before Upgrade:



#### After Upgrade:



### Ordering Guide:

ESL	T8	TYPE	WATTAGE	LENS	GENERATION	KELVIN
ESL	T8	B4	18W	F	1	(xx)
	(T8) T8 Tube	(B4) Type B, 4 Foot	(18W) 18 Watts	(F) Frosted	(1) 1st Generation	(35) 3500K (40) 4000K (50) 5000K

Catalog Data:

**SELECTABLE**

ITEM#	WATTAGE	SELECTABLE KELVIN	MAX LUMEN OUTPUT	MAX EFFICACY (lm/W)	INPUT VOLTAGE	BASE	DLC QPL CODE
<b>2 FOOT</b>							
ESL-T8B2-7W-F13550	7W	3500K–4000K–5000K	950	136	120–277 VAC	G13	S-V1X154
ESL-T8B2-7W-F13065	7W	3000K–3500K–4000K–5000K–6500K	1,000	143	120–277 VAC	G13	PENDING
<b>3 FOOT</b>							
ESL-T8B3-12W-F13065	12W	3000K–3500K–4000K–5000K–6500K	1,550	129	120–277 VAC	G13	PENDING
<b>4 FOOT</b>							
ESL-T8B4-12W-F14065	12W	4000K–5000K–6500K	1,800	144	120–277 VAC	G13	S-K0TH7Y
ESL-T8B4-12W-F13065	12W	3000K–3500K–4000K–5000K–6500K	1,800	144	120–277 VAC	G13	PENDING
ESL-T8B4-18W-F13065	18W	3000K–3500K–4000K–5000K–6500K	2,700	146	120–277 VAC	G13	PENDING
<b>8 FOOT</b>							
ESL-T8B8-38W-F14065	38W	4000K–5000K–6500K	5,400	142	120–277 VAC	Fa8	S-N5AG7W
ESL-T8B8-38W-F14065-R17D	38W	4000K–5000K–6500K	5,500	145	120–277 VAC	R17D	PENDING

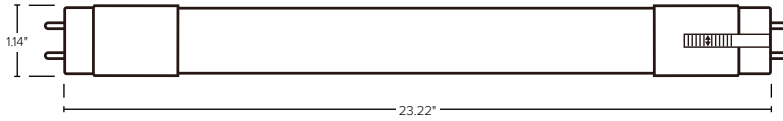
**NON-SELECTABLE**

ITEM#	WATTAGE	KELVIN	MAX LUMEN OUTPUT	MAX EFFICACY (lm/W)	INPUT VOLTAGE	BASE	DLC QPL CODE
<b>4 FOOT</b>							
ESL-T8B4-12W-F135	12W	3500K	1,750	146	120–277 VAC	G13	PEADIVZF
ESL-T8B4-12W-F140	12W	4000K	1,800	150	120–277 VAC	G13	PDU0TR9C
ESL-T8B4-12W-F150	12W	5000K	1,850	154	120–277 VAC	G13	PVKSR43Y
ESL-T8B4-18W-F135	18W	3500K	2,650	147	120–277 VAC	G13	PPSO08C3
ESL-T8B4-18W-F140	18W	4000K	2,700	150	120–277 VAC	G13	PQ31Y27U
ESL-T8B4-18W-F150	18W	5000K	2,750	153	120–277 VAC	G13	PODLR2RJ
<b>8 FOOT</b>							
ESL-T8B8-38W-F150	38W	5000K	5,500	142	120–277 VAC	Fa8	S-0G831U

**Dimensions:**

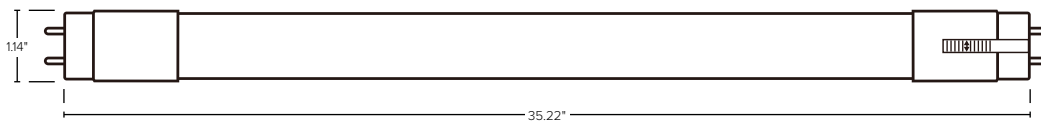
**2 FOOT SELECTABLE**

Ø1.14" x 23.22"



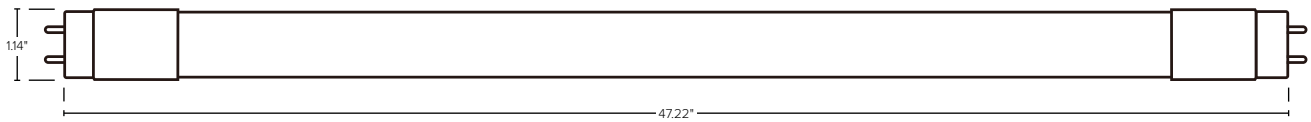
**3 FOOT SELECTABLE**

Ø1.14" x 35.22"



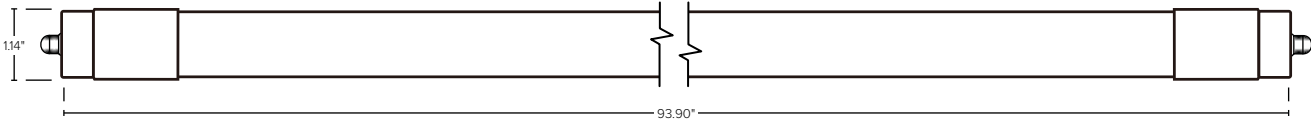
**4 FOOT SELECTABLE AND NON-SELECTABLE**

Ø1.14" x 47.22"

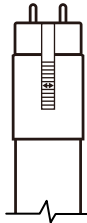


**8 FOOT SELECTABLE AND NON-SELECTABLE**

Ø1.14" x 93.90"



**SOCKET TYPES**



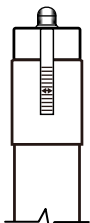
**SELECTABLE KELVIN  
WITH G13 BASE:**

- ESL-T8B2-7W-F13550
- ESL-T8B2-7W-F13065
- ESL-T8B3-12W-F13065
- ESL-T8B4-12W-F14065
- ESL-T8B4-12W-F13065
- ESL-T8B4-18W-F13065
- ESL-T8B8-38W-F14065

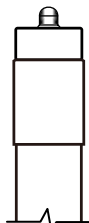


**NON-SELECTABLE KELVIN  
WITH G13 BASE:**

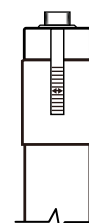
- ESL-T8B4-12W-F135
- ESL-T8B4-12W-F140
- ESL-T8B4-12W-F150
- ESL-T8B4-18W-F135
- ESL-T8B4-18W-F140
- ESL-T8B4-18W-F150
- ESL-T8B8-38W-F150



**SELECTABLE KELVIN  
WITH Fa8 BASE:  
ESL-T8B8-38W-F14065**



**NON-SELECTABLE KELVIN  
WITH Fa8 BASE:  
ESL-T8B8-38W-F150**



**SELECTABLE KELVIN  
WITH R17D BASE:  
ESL-T8B8-38W-F14065-R17D**