

### Key Features & Benefits:

- Field Selectable Kelvin  
2700K–3000K–3500K–4000K–5000K
- Slim, No Driver Design
- Flicker Free
- Compatible with 3/0 & 4/0 J-Boxes
- Triac Dimmable (120V)
- Time Saving Four Port Connectors Included
- Indoor Surface Mount for Ceiling or Wall
- Closet Rated  
–Suitable for use in closets when installed in accordance with NFPA 70, NEC section 410.16 (A)(3) and 410.16 (C)(5)

Project: \_\_\_\_\_

Date: \_\_\_\_\_

Catalog #: \_\_\_\_\_

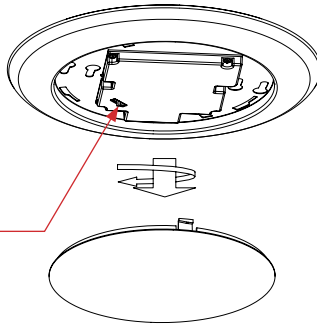
Notes: \_\_\_\_\_

### Product Specifications:

Wattage: 15W  
 Selectable Kelvin:  
 2700K–3000K–3500K–4000K–5000K  
 Lumen Output: Up to 1,100  
 Efficacy (lm/W): Up to 67 Lumens per Watt  
 Input Voltage: 120 VAC  
 Input Current: 0.13 Amps  
 CRI: 90+  
 Operational Lifetime: 50,000 hrs  
 Dimensions (Ø x H): Ø7.32" x 0.95"  
 Product Weight: 6.63 oz



**5 CCT Selectable Switch**



### Ordering:

ESL	TYPE	SIZE	WATTS	GENERATION	KELVIN	FINISH	BULK
ESL	DSK	6	15W	4	2750	(ff)	
	(DSK) Disk Light	(6) 6 Inch	(15W) 15 Watts	(4) 4th Generation	(2750) 2700K–3000K–3500K–4000K–5000K* *Default setting is 3000K	(WH) White (BZ) Bronze	(Blank) Single Pack (CP24) Contractor Pack - 24 Pieces*



### Catalog Data:

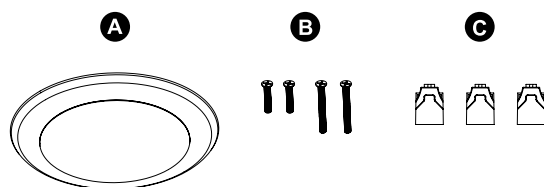
ITEM#	WATTS	SELECTABLE KELVIN	MAX LUMEN OUTPUT	EFFICACY (lm/W)	DIMENSIONS
ESL-DSK-4-10W-42750	10W	2700K	600	60	Ø5.98" x H 0.95"
		3000K	620	62	
		3500K	610	61	
		4000K	630	63	
		5000K	660	66	
ESL-DSK-4-10W-42750-BZ	10W	2700K	600	60	Ø5.98" x H 0.95"
		3000K	620	62	
		3500K	610	61	
		4000K	630	63	
		5000K	660	66	
ESL-DSK-6-15W-42750	15W	2700K	950	63	Ø7.32" x H 0.95"
		3000K	1050	70	
		3500K	950	63	
		4000K	1000	67	
		5000K	1100	73	
ESL-DSK-6-15W-42750-BZ	15W	2700K	950	63	Ø7.32" x H 0.95"
		3000K	1050	70	
		3500K	950	63	
		4000K	1000	67	
		5000K	1100	73	
ESL-DSK-6-15W-42750-CP24 <sup>†</sup>	15W	2700K	950	63	Ø7.32" x H 0.95"
		3000K	1050	70	
		3500K	950	63	
		4000K	1000	67	
		5000K	1100	73	

<sup>†</sup>Contractor Pack is only available in White and 6 inch size.

### Electrical Data:

SYSTEM WATTS	INPUT VOLTAGE	INPUT FREQUENCY	CRI	POWER FACTOR	OPERATING TEMPERATURE	DIMMING
10	120 VAC	50/60 Hz	90+	>0.9	-4°F to 104°F (-20°C to 40°C)	Triac Dimming 10–100%
15	120 VAC	50/60 Hz	90+	>0.9	-4°F to 104°F (-20°C to 40°C)	Triac Dimming 10–100%

### What's Included:



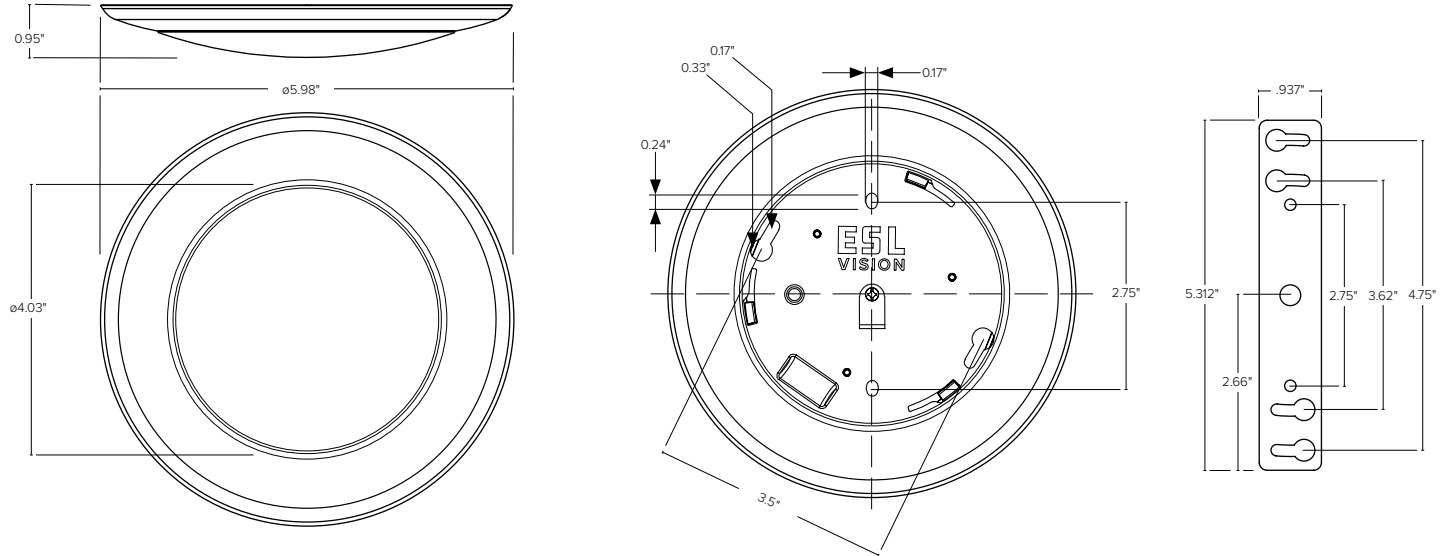
PART	DESCRIPTION	QUANTITY
A	6 Inch Disk Light	1
B	Mounting Screws	4
C	4 Port Connectors	3

### Compatible Dimmers:

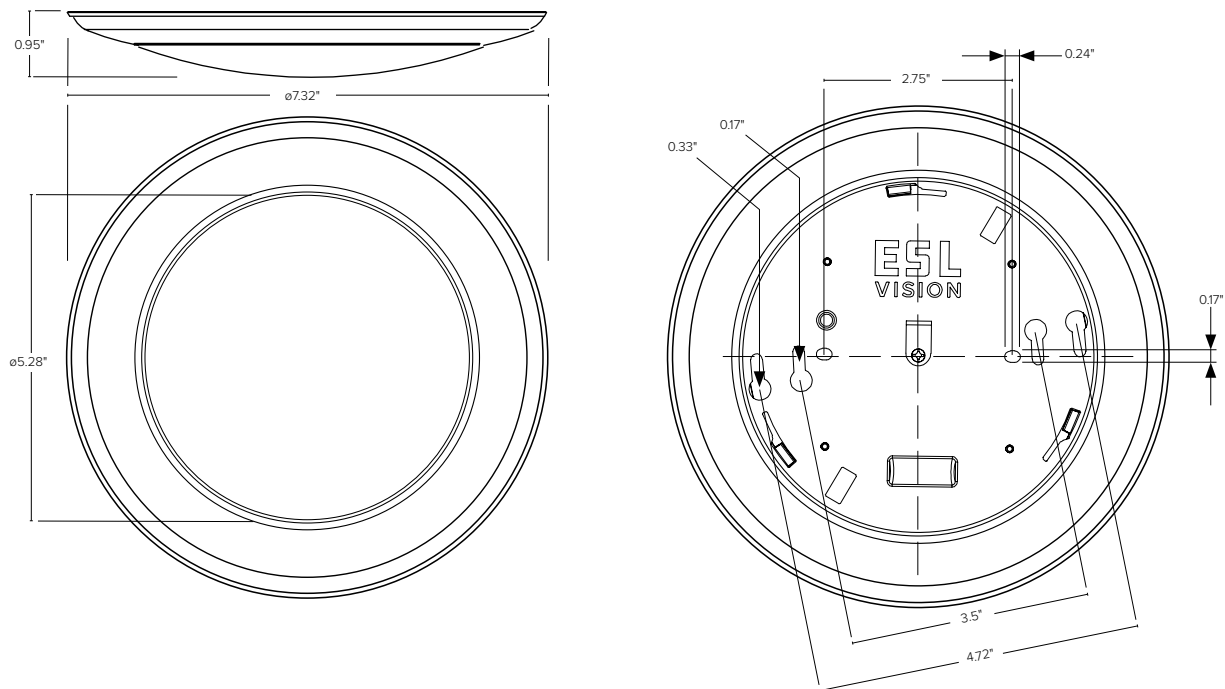
COMPATIBLE DIMMERS	
MACL-153MR-WH LUTRON	CL-6674 LEVITON
SCL-153P LUTRON	CL-6683 LEVITON
G-600PH-LA LUTRON	IPL06 LEVITON
DVCL-153P LUTRON	CL-6672 LEVITON
MACL-153ME LUTRON	153M-ES LEVITON
DV-600P LUTRON	

## Dimensions:

4" Disk

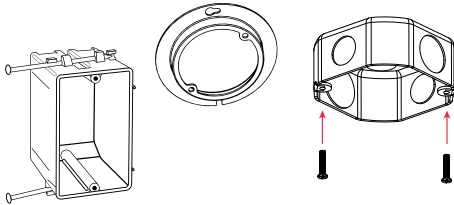


6" Disk

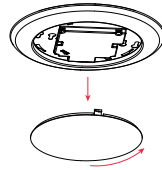


## Installation:

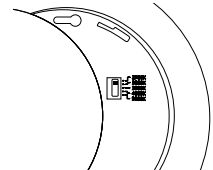
Suitable for Ceiling or Wall Mount



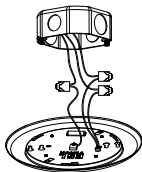
**1** Insert the included mounting screws into the junction box. Fixtures are compatible with single gang, 3.5" and 4" J boxes as well as single gang mud rings. The 4" fixture requires the included mounting bracket for 3.5" and 4" J boxes.



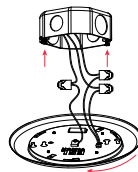
**2** Remove the lens from the fixture by twisting it counter clockwise.



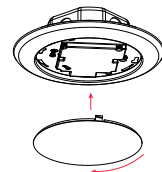
**3** Locate the CCT switch on the center of the disk and select your desired setting.



**4** Use included 4-port connectors to connect the wires. Ensure the copper ground is secure. Arrange the wires into the back of the junction box.



**5** Align the holes on the fixture with the mounting screws. Attach the fixture to the junction box by twisting clockwise until it locks into place.



**6** Reinstall the lens onto the fixture by rotating it clockwise until it locks in place.