

### Key Features & Benefits:

- Standard 0–10V Continuous Dimming
- Integrated Occupancy Sensor Capable
- DLC Premium Listed
- Comes Standard with Shorting Cap for Easy Field Installation of Occupancy Sensors and/or Konex Wireless Networking

Project: \_\_\_\_\_

Date: \_\_\_\_\_

Catalog #: \_\_\_\_\_

Notes: \_\_\_\_\_

### Product Specifications:

Wattage: 105W  
 Kelvin: 4000K, 5000K  
 Lumens: 14,175 lm  
 Efficacy: 135 lm/W  
 Input Voltage: 120–277 VAC  
 Input Frequency: 50/60 Hz  
 Operating Temperature: -4°F to 131°F  
 (-20°C to 55°C)  
 Dimming: 0–10V  
 CRI: >82  
 Warranty: 7 Years  
 L70 Lifetime 50,000 Hours calculated per TM21  
 Dimensions (LxWxH): 24.8" x 15" x 2.16"  
 Weight (lbs): 10.36



**Removable Shorting Cap for Easy Field Installation of Optional Sensors or Network Controls with No Extra Wiring**



### Ordering Guide:

ESL	-	TYPE	-	SIZE	-	WATTAGE	-	GENERATION	KELVIN	-	OPTIONS
ESL	-	LHB <small>(LHB) Linear High Bay</small>	-	2 <small>(2) 2 Foot</small>	-	105W <small>(105W) 105 WATTS</small>	-	3 <small>(3) 3rd Generation</small>	(xx) <small>(40) 4000 Kelvin (50) 5000 Kelvin</small>	-	

#### FACTORY INSTALLED OPTIONS

EM18	Emergency backup battery unit, auto test function, 18-watt output, 90-minute minimum, 120–277 VAC input, 20–300 VDC output, closed frame with dual flex conduits, UL listed for factory or field install, title 20 (SL6)
CS3W6W	Cord set, 3 conductor, 18 gauge, white, 6-foot length, whip end
CS3B6W	Cord set, 3 conductor, 18 gauge, black, 6-foot length, whip end
CS3W6P	Cord set, 3 conductor, 18 gauge, white, 6-foot length, straight blade plug
CS3B6P	Cord set, 3 conductor, 18 gauge, black, 6-foot length, straight blade plug
CS3B6TL5	Cord set, 3 conductor, 18 gauge, black, 6-foot length, twist lock, NEMA L5–15 (120V)
CS3B6TL6	Cord set, 3 conductor, 18 gauge, black, 6-foot length, twist lock, NEMA L6–15 (240V)
CS3B6TL7	Cord set, 3 conductor, 18 gauge, black, 6-foot length, twist lock, NEMA L7–15 (277V)

\*EMG is not compatible with KNX accessories

### FIELD INSTALLED ACCESSORIES

ESL-KNX-2-RPP-FS7	KONEX CONTROLS APP (v2) ONLY – Konex Occupancy Sensor with integrated RPP Controller. Field installed utilizing twist lock design for Twist Connect Receptacles. 120–277 VAC with power statistics
ESL-KNX-2-RPP-003	KONEX CONTROLS APP (v2) ONLY – Konex Power Pack Relay Controller. Use with Konex sensors or wall switches for wireless dimming control. Field installed utilizing twist lock design for Twist Connect Receptacles. 120–277 VAC with power statistics.
ESL-9OCC-LV-HDD	High bay occupancy sensor for twist connect receptacles, 12V input, daylight harvesting, 40ft mounting, microwave sensor, step dimming
ESL-6OCC	High bay occupancy sensor for twist connect receptacles, 12–24VDC, daylight harvesting, 40 ft mounting, PIR sensor
ESL-ACCS-AC-10FT-S2	Aircraft cable 10 feet
ESL-ACCS-AC-16FT-S2	Aircraft cable 16 feet
ESL-LHB-PMKIT	LHB pendant kit
ESL-LHB-SFMKIT	Surface mount kit
ESL-LHB-24-LENS	110–160W LHB replacement lens
ESL-LHB-26-LENS	210W LHB replacement lens
ESL-LHB-44-LENS	300W LHB replacement lens
ESL-LHB-24-WG	110–160W LHB wire guard
ESL-LHB-26-WG	210W LHB wire guard
ESL-LHB-44-WG	300W LHB wire guard
ESL-SPD-300V-10KV-1	Hard-wired surge protector; (100–300 VAC) maximum discharge current: 10kA
ESL-REM-100	Hand-held remote for the 90CC

\*EMG is not compatible with KNX accessories

### Catalog Data:

ITEM#	WATTAGE	KELVIN	MAX LUMEN OUTPUT	MAX EFFICACY (lm/w)	INPUT VOLTAGE	DLC QPL CODE
<b>2 FOOT</b>						
ESL-LHB-2-65W-340	65W	4000K	8,481	132	120–277 VAC	PLFFEHR115HY
ESL-LHB-2-65W-350		5000K	8,419	135		PL45V20DQS7F
ESL-LHB-2-105W-340	105W	4000K	14,042	134	120–277 VAC	PLFB4SBMD9LD
ESL-LHB-2-105W-350		5000K	14,280	136		PLUK2LKJBHVM
ESL-LHB-2-155W-340	155W	4000K	20,080	134	120–277 VAC	PLMCQOV3FXKU
ESL-LHB-2-155W-350		5000K	20,382	137		PL3963C7IKSX
ESL-LHB-2-210W-340	210W	4000K	27,680	135	120–277 VAC	PLZNZS42USIE
ESL-LHB-2-210W-350		5000K	27,931	138		PLB2YGALUJ4G
<b>4 FOOT</b>						
ESL-LHB-4-300W-340	300W	4000K	40,500	135	120–277 VAC	PL2M8HW10Y2V
ESL-LHB-4-300W-350		5000K	41,587	140		PL0YCA0165CC

### Accessories



Konex Occupancy/RPP  
ESL-KNX-2-FS7-RPP



Konex RPP  
ESL-KNX-2-RPP-003



Microwave  
Occupancy Sensor  
ESL-9OCC-LV-HDD



PIR  
Occupancy Sensor  
ESL-6OCC



Programming Remote  
ESL-REM-100



Emergency Backup  
ESL-EMG-SL1-CDC-18W  
FACTORY INSTALL ONLY




Surface Mount Kit  
ESL-LHB-SFMKIT



Pendant Kit  
ESL-LHB-PMKIT



Aircraft Cable  
ESL-LHB-AC-10FT  
ESL-LHB-AC-16FT




Wire Guard  
ESL-LHB-24-WG  
ESL-LHB-26-WG  
ESL-LHB-44-WG


### Electrical Load — Standard Voltage:

SYSTEM WATTS	INPUT CURRENT				INPUT WATTAGE	INPUT FREQUENCY	POWER FACTOR	THD	OPERATING TEMPERATURE	SURGE PROTECTION	DIMMING
	120 VAC	208 VAC	240 VAC	277 VAC							
60	0.50	0.29	0.25	0.22	120–277VAC	50/60 Hz	>0.9	<20%	-40°F to 122°F (-20°C to 50°C)	4kV	0–10V w/ 12V AUX
80	0.67	0.38	0.33	0.29	120–277VAC	50/60 Hz	>0.9	<20%	-40°F to 122°F (-20°C to 50°C)	4kV	0–10V w/ 12V AUX
100	0.83	0.48	0.42	0.36	120–277VAC	50/60 Hz	>0.9	<20%	-40°F to 122°F (-20°C to 50°C)	4kV	0–10V w/ 12V AUX
120	1.00	0.58	0.50	0.43	120–277VAC	50/60 Hz	>0.9	<20%	-40°F to 122°F (-20°C to 50°C)	4kV	0–10V w/ 12V AUX
80	0.67	0.38	0.33	0.29	120–277 VAC	50/60 Hz	>0.9	<20%	-40°F to 122°F (-20°C to 50°C)	4kV	0–10V w/ 12V AUX
120	1.00	0.58	0.50	0.43	120–277VAC	50/60 Hz	>0.9	<20%	-40°F to 122°F (-20°C to 50°C)	4kV	0–10V w/ 12V AUX
150	1.25	0.72	0.63	0.54	120–277VAC	50/60 Hz	>0.9	<20%	-40°F to 122°F (-20°C to 50°C)	4kV	0–10V w/ 12V AUX
185	1.54	0.89	0.77	0.67	120–277VAC	50/60 Hz	>0.9	<20%	-40°F to 122°F (-20°C to 50°C)	4kV	0–10V w/ 12V AUX
200	1.67	0.96	0.83	0.72	120–277 VAC	50/60 Hz	>0.9	<20%	-40°F to 122°F (-20°C to 50°C)	4kV	0–10V w/ 12V AUX
240	2.00	1.15	1.00	0.87	120–277VAC	50/60 Hz	>0.9	<20%	-40°F to 122°F (-20°C to 50°C)	4kV	0–10V w/ 12V AUX
280	2.33	1.35	1.17	1.01	120–277VAC	50/60 Hz	>0.9	<20%	-40°F to 122°F (-20°C to 50°C)	4kV	0–10V w/ 12V AUX
320	2.67	1.54	1.33	1.16	120–277VAC	50/60 Hz	>0.9	<20%	-40°F to 122°F (-20°C to 50°C)	4kV	0–10V w/ 12V AUX


### Dimensions:



65W, 105W, 155W



210W



300W

### Konex Technology—Production Area:

- Use scheduling to dim lights in production area
- Use wireless wall switches to control lighting



### Keep it Simple Without Networking:

- The 9OCC (microwave) and 6OCC (PIR) are occupancy sensors to operate only the fixtures in which they are installed. Great for basic On/Off or Dim to Off control
- Program these sensors with the REM-100 remote (sold separately)

### Konex Technology—Aisle Area:

- Group fixtures to all work off one occupancy sensor
- Easily create multiple groups to control specific locations or the entire area