

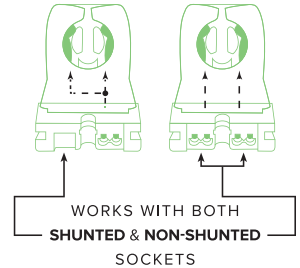

### Key Features & Benefits:

- Double Ended or Single Ended Wiring
- Glass Construction with Shatterproof Coating
- Integral Driver (Isolated)

Project: \_\_\_\_\_ Date: \_\_\_\_\_  
 Catalog #: \_\_\_\_\_  
 Notes: \_\_\_\_\_

### Product Specifications:

Wattage: 12 Watts  
 Selectable Kelvin:  
 3000K–3500K–4000K–5000K–6500K  
 Lumens: Up to 1,550 Lumens  
 Efficacy: Up to 129 lm/W  
 Color Rendering Index (CRI): >80  
 Input Voltage: 120–277 VAC  
 Material: Glass with Shatterproof Coating  
 Power Factor: >0.9  
 Base Type: G13  
 Operating Temperature: -4°F to 113°F  
 NSF/ANSI 2: Food Equipment Standard by ETL  
 Rated Life (hrs): 50,000 Hours  
 Measurement (ØxL): Ø1.14" x 35.22"  
 Weight (lbs): 0.31 Pounds

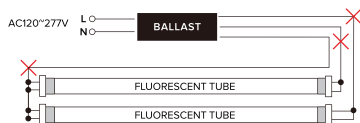


### Ordering Guide:

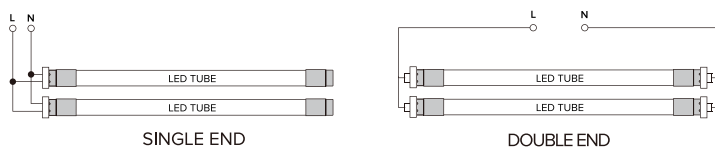
| ESL | T8           | TYPE                | WATTAGE        | LENS        | GENERATION         | SELECTABLE KELVIN                    |
|-----|--------------|---------------------|----------------|-------------|--------------------|--------------------------------------|
| ESL | T8           | B3                  | 12W            | F           | 1                  | 3065                                 |
|     | (T8) T8 Tube | (B3) Type B, 3 Foot | (12W) 12 Watts | (F) Frosted | (1) 1st Generation | (3065) 3000K–3500K–4000K–5000K–6500K |

### T8B Wire Diagrams (Type B):

#### Before Upgrade:



#### After Upgrade:



**Catalog Data:**

**SELECTABLE**

| ITEM#                    | WATTAGE | SELECTABLE KELVIN             | MAX LUMEN OUTPUT | MAX EFFICACY (lm/W) | INPUT VOLTAGE | BASE | DLC QPL CODE |
|--------------------------|---------|-------------------------------|------------------|---------------------|---------------|------|--------------|
| <b>2 FOOT</b>            |         |                               |                  |                     |               |      |              |
| ESL-T8B2-7W-F13550       | 7W      | 3500K–4000K–5000K             | 950              | 136                 | 120–277 VAC   | G13  | S-V1X154     |
| ESL-T8B2-7W-F13065       | 7W      | 3000K–3500K–4000K–5000K–6500K | 1,000            | 143                 | 120–277 VAC   | G13  | PENDING      |
| <b>3 FOOT</b>            |         |                               |                  |                     |               |      |              |
| ESL-T8B3-12W-F13065      | 12W     | 3000K–3500K–4000K–5000K–6500K | 1,550            | 129                 | 120–277 VAC   | G13  | PENDING      |
| <b>4 FOOT</b>            |         |                               |                  |                     |               |      |              |
| ESL-T8B4-12W-F14065      | 12W     | 4000K–5000K–6500K             | 1,800            | 144                 | 120–277 VAC   | G13  | S-K0TH7Y     |
| ESL-T8B4-12W-F13065      | 12W     | 3000K–3500K–4000K–5000K–6500K | 1,800            | 144                 | 120–277 VAC   | G13  | PENDING      |
| ESL-T8B4-18W-F13065      | 18W     | 3000K–3500K–4000K–5000K–6500K | 2,700            | 146                 | 120–277 VAC   | G13  | PENDING      |
| <b>8 FOOT</b>            |         |                               |                  |                     |               |      |              |
| ESL-T8B8-38W-F14065      | 38W     | 4000K–5000K–6500K             | 5,400            | 142                 | 120–277 VAC   | Fa8  | S-N5AG7W     |
| ESL-T8B8-38W-F14065-R17D | 38W     | 4000K–5000K–6500K             | 5,500            | 145                 | 120–277 VAC   | R17D | N/A          |

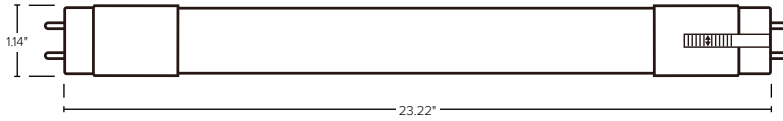
**NON-SELECTABLE**

| ITEM#             | WATTAGE | KELVIN | MAX LUMEN OUTPUT | MAX EFFICACY (lm/W) | INPUT VOLTAGE | BASE | DLC QPL CODE |
|-------------------|---------|--------|------------------|---------------------|---------------|------|--------------|
| <b>4 FOOT</b>     |         |        |                  |                     |               |      |              |
| ESL-T8B4-12W-F135 | 12W     | 3500K  | 1,750            | 146                 | 120–277 VAC   | G13  | PEADIVZF     |
| ESL-T8B4-12W-F140 | 12W     | 4000K  | 1,800            | 150                 | 120–277 VAC   | G13  | PDU0TR9C     |
| ESL-T8B4-12W-F150 | 12W     | 5000K  | 1,850            | 154                 | 120–277 VAC   | G13  | PVKSR43Y     |
| ESL-T8B4-18W-F135 | 18W     | 3500K  | 2,650            | 147                 | 120–277 VAC   | G13  | PPSO08C3     |
| ESL-T8B4-18W-F140 | 18W     | 4000K  | 2,700            | 150                 | 120–277 VAC   | G13  | PQ31Y27U     |
| ESL-T8B4-18W-F150 | 18W     | 5000K  | 2,750            | 153                 | 120–277 VAC   | G13  | PODLR2RJ     |
| <b>8 FOOT</b>     |         |        |                  |                     |               |      |              |
| ESL-T8B8-38W-F150 | 38W     | 5000K  | 5,500            | 142                 | 120–277 VAC   | Fa8  | S-0G831U     |

**Dimensions:**

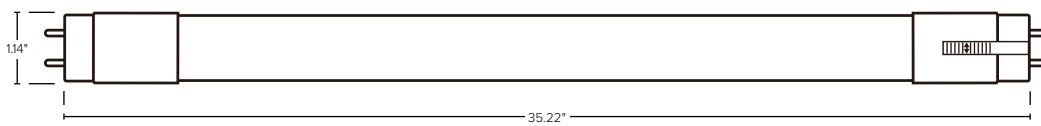
**2 FOOT SELECTABLE**

Ø1.14" x 23.22"



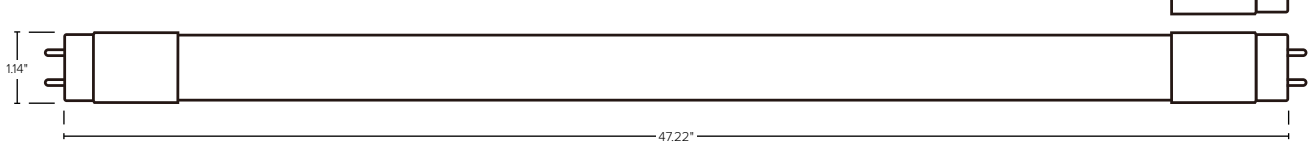
**3 FOOT SELECTABLE**

Ø1.14" x 35.22"



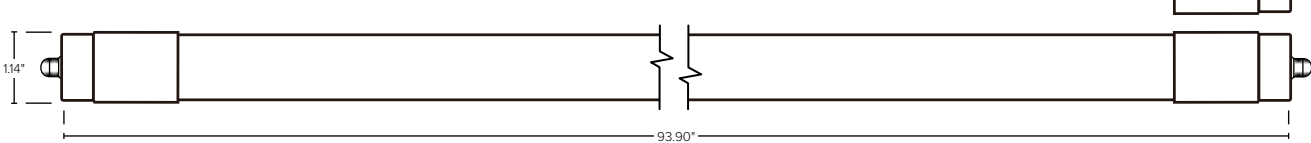
**4 FOOT SELECTABLE AND NON-SELECTABLE**

Ø1.14" x 47.22"



**8 FOOT SELECTABLE AND NON-SELECTABLE**

Ø1.14" x 93.90"



**SOCKET TYPES**



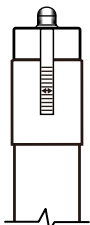
**SELECTABLE KELVIN  
WITH G13 BASE:**

- ESL-T8B2-7W-F13550
- ESL-T8B2-7W-F13065
- ESL-T8B3-12W-F13065
- ESL-T8B4-12W-F14065
- ESL-T8B4-12W-F13065
- ESL-T8B4-18W-F13065
- ESL-T8B8-38W-F14065



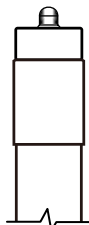
**NON-SELECTABLE KELVIN  
WITH G13 BASE:**

- ESL-T8B4-12W-F135
- ESL-T8B4-12W-F140
- ESL-T8B4-12W-F150
- ESL-T8B4-18W-F135
- ESL-T8B4-18W-F140
- ESL-T8B4-18W-F150
- ESL-T8B8-38W-F150



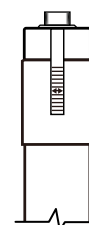
**SELECTABLE KELVIN  
WITH Fa8 BASE:**

- ESL-T8B8-38W-F14065



**NON-SELECTABLE KELVIN  
WITH Fa8 BASE:**

- ESL-T8B8-38W-F150



**SELECTABLE KELVIN  
WITH R17D BASE:**

- ESL-T8B8-38W-F14065-R17D