

### Key Features & Benefits:

- IntelliSense™ Sensor Enabled
- Kelvin and Wattage Selectable
- 0–10V Dimming

Project: \_\_\_\_\_


Date: \_\_\_\_\_

Catalog #: \_\_\_\_\_

Notes: \_\_\_\_\_

### Product Specifications:

Selectable Wattage: 20W–25W–30W  
 Selectable Kelvin: 3500K–4000K–5000K  
 Lumens: Up to 4,500  
 Efficacy: Up to 150 lm/W  
 Input Voltage: 120–277 VAC  
 Input Frequency: 50/60 Hz  
 Operating Temperature: -4°F to 122°F (-20°C to 50°C)  
 Dimming: 0–10V  
 CRI: >80  
 Warranty: 5 Years  
 L70 Lifetime 100,000 Hours calculated per TM21  
 Dimensions (LxWxH): 47.8" x 11.7" x 2.1"  
 Weight (lbs): 7.72



### Ordering Guide:

ESL	FAMILY	TYPE	SIZE	SELECTABLE WATTAGE	SELECTABLE KELVIN	OPTIONS
ESL	ISS <small>(ISS) IntelliSense™ Series</small>	630 <small>(630) Decorative Strip</small>	14 <small>(14) 1x4</small>	2030W <small>(2030W) 20W–25W–30W</small>	3550K <small>(3550K) 3500K–4000K–5000K</small>	

#### FACTORY INSTALLED OPTIONS

EM5	Emergency backup battery unit, auto test function, 5 watts output, 90 minutes minimum, 120–277 VAC input, 20–50 VDC output, closed lead wiring, UL listed for factory or field install
EM9	Emergency backup battery unit, auto test function, 9 watts output, 90 minutes minimum, 120–277 VAC input, 10–300 VDC output, open terminal block wiring, UL listed for factory or field install, title 20

#### FIELD INSTALLED ACCESSORIES

ESL-ACCS-14-SMK-03	Troffer surface mount kit for 1x4
ESL-ACCS-22-SMK-03	Troffer surface mount kit for 2x2
ESL-ACCS-24-SMK-03	Troffer surface mount kit for 2x4
ESL-ACCS-14-FLK-01	Troffer flange kit for 1x4
ESL-ACCS-22-FLK-01	Troffer flange kit for 2x2
ESL-ACCS-24-FLK-01	Troffer flange kit for 2x4
ESL-ACCS-14-LENS-01	Replacement lens for troffer 1x4
ESL-ACCS-22-LENS-01	Replacement lens for troffer 2x2
ESL-ACCS-24-LENS-01	Replacement lens for troffer 2x4

### FIELD INSTALLED SENSORS

ESL-ISS-SSEN-01	SoloSense™ – plug and play 4 wire stand alone PIR + daylight harvesting sensor for 600 series
ESL-ISS-MSEN-01	MultiSense™ – plug and play 4 wire network PIR + daylight harvesting sensor 600 series



ESL-ISS-MSEN-01

#### MultiSense™ – PIR & Daylight Harvesting Sensor

- Bluetooth network lighting control
- Wireless commissioning
- Wireless zoning/grouping
- High & low trim capable
- Occupancy sensing
- LLLC capable
- Vacancy sensing
- Daylight harvesting
- Scene & zone control



ESL-ISS-SSEN-01

#### SoloSense™ – PIR & Daylight Harvesting Sensor

- Stand alone lighting control
- Occupancy sensing
- Vacancy sensing
- Daylight harvesting

### FIELD INSTALLED MULTISENSE™ ACCESSORIES

ESL-ISS-PP-01	MultiSense™ network zone controller AC 120–277 VAC 20A
ESL-ISS-WS-B3B-01	MultiSense™ network wall switch battery powered 3 buttons
ESL-ISS-WS-A3B-01	MultiSense™ network wall switch AC powered 3 buttons
ESL-ISS-WS-B8B-01	MultiSense™ network wall switch battery powered 3 buttons
ESL-ISS-EMG-LC-01	MultiSense™ network AC emergency lighting controller 120–277 VAC UL924
ESL-ISS-MSEN-ACS-01	MultiSense™ network PIR ceiling sensor 120–277 VAC input 8A
ESL-ISS-MSEN-ACS-02	MultiSense™ network ceiling sensor dual mode PIR & ultrasonic 120–277 VAC
ESL-ISS-MSEN-BCS-01	MultiSense™ network ceiling sensor PIR & daylight harvesting battery power
ESL-ISS-GTW-01	MultiSense™ network ceiling sensor real time clock & energy monitoring dongle

### Catalog Data:

ITEM#	SELECTABLE WATTAGE	SELECTABLE KELVIN	MAX LUMEN OUTPUT	MAX EFFICACY (lm/w)	DIMENSIONS (LxWxH)	DLC QPL CODE
ESL-ISS-630-14-2030W-3550K	20W–25W–30W	3000K–3750K–4500K	4,500	150	47.8" x 11.7" x 2.1"	Pending
ESL-ISS-630-22-2030W-3550K	20W–25W–30W	3000K–3750K–4500K	4,500	150	27.3" x 23.7" x 2.1"	Pending
ESL-ISS-630-24-2535W-3550K	25W–30W–35W	3750K–4500K–5250K	5,250	150	47.8" x 23.7" x 2.1"	Pending

### Electrical Load — Standard Voltage:

SYSTEM WATTS	INPUT CURRENT				INPUT WATTAGE	INPUT FREQUENCY	POWER FACTOR	THD	OPERATING TEMPERATURE	DIMMING
	120 VAC	208 VAC	240 VAC	277 VAC						
20	0.17	0.10	0.08	0.07	120–277 VAC	50/60 Hz	>0.9	<15%	-4°F to 122°F (-20°C to 50°C)	0–10V Dimming
25	0.21	0.12	0.10	0.09	120–277 VAC	50/60 Hz	>0.9	<15%	-4°F to 122°F (-20°C to 50°C)	0–10V Dimming
30	0.25	0.14	0.13	0.11	120–277 VAC	50/60 Hz	>0.9	<15%	-4°F to 122°F (-20°C to 50°C)	0–10V Dimming
34	0.28	0.16	0.14	0.12	120–277 VAC	50/60 Hz	>0.9	<15%	-4°F to 122°F (-20°C to 50°C)	0–10V Dimming
35	0.29	0.17	0.15	0.13	120–277 VAC	50/60 Hz	>0.9	<15%	-4°F to 122°F (-20°C to 50°C)	0–10V Dimming
42	0.35	0.20	0.18	0.15	120–277 VAC	50/60 Hz	>0.9	<15%	-4°F to 122°F (-20°C to 50°C)	0–10V Dimming
50	0.42	0.24	0.21	0.18	120–277 VAC	50/60 Hz	>0.9	<15%	-4°F to 122°F (-20°C to 50°C)	0–10V Dimming



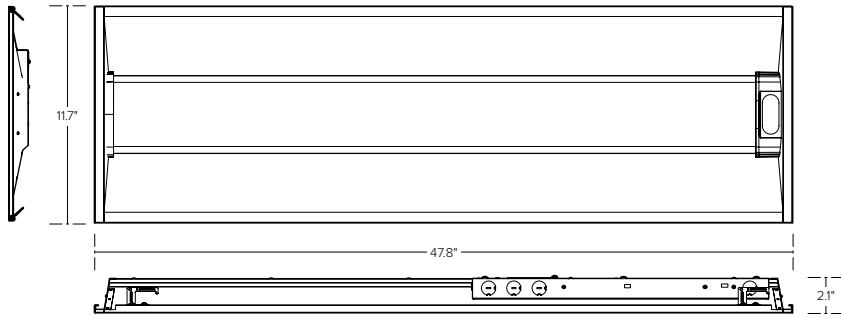
### Lumen Ambient Temperature (LAT) Multipliers:

AMBIENT		LUMEN MULTIPLIER
0 °C	32 °F	1.02
10 °C	50 °F	1.01
20 °C	68 °F	1.00
25 °C	77 °F	1.00
30 °C	86 °F	1.00
40 °C	104 °F	0.99
50 °C	122 °F	0.96

### Dimensions:

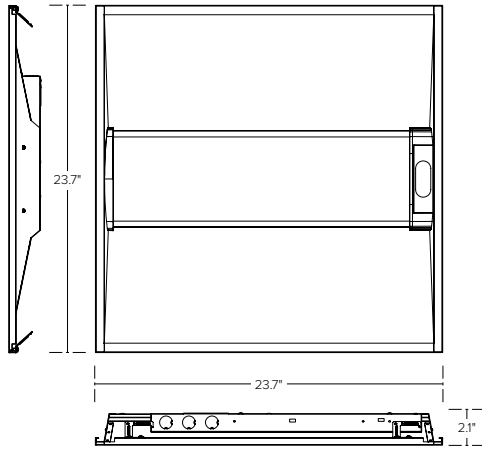
#### 1x4 Troffer

ESL-ISS-630-14-2030W-3550K



#### 2x2 Troffer

ESL-ISS-630-22-2030W-3550K



#### 2x4 Troffer

ESL-ISS-630-24-2535W-3550K

